



The Bullet-IN

River Bend Gun Club is a club for members, founded in 1958.

Issue No. 306

March 2023

RANGE RULE REMINDER OF THE MONTH

Inside this issue

Message from the Club Manager..	2
Scholarship Raffle	2
USCCA Training Update.....	3
2nd Annual RBGC Pheasant Hunt. 3	
Ballistic Challenge XVI	4
Firearm Training	5
Assistant Chief Range Officer	6
Assistant Chief Range Officer II	7
Assistant Club Manager Needed....	8
Official Club Business	9
March Calendar	11
April Calendar	12
Bench Tech	13
Action Pistol	17
Classified Ads.....	18
Range Map	24

Many times throughout the Range Rules, 17 times in fact, there is a distinct callout to avoid striking, avoid hitting, not to shoot (you get the idea), the side-berms on every range at River Bend.

It can be confusing when driving by a match or observing a stage being run by a shooter, that some target are set so close to the side berm –you can’t help but to shoot the side berm. Other times, the course of fire (CoF), are laid out in such a way that to score well, a shooter must shoot into the side berm.

I understand how that can be misleading. “I saw it happening, it happened more than once”. “The rules must have changed somehow, so now you can shoot the side berms”. No, the rules have not changed and... No, you are not allowed to shoot the side berms... as an individual member.

1.6 - Club Matches

“RBGC has a very active match schedule on almost every weekend of the month. The match schedule is posted on the RBGC web site. Scheduled matches take precedence over all other activities...”

The examples above were characterizations of match participants shooting during one of the many matches held at River Bend. The underlined portion of Range Rule 1.6 means that during a scheduled match [and **only** during a scheduled match], individual-member Range Rules are held aside so that the match is both challenging in its CoF, and safe with the number of Range Officers and Match officials present to maintain safety. Once the match is over and teardown has been completed, the individual-member Range Rule set resumes control over the range and bays used during the match. A scheduled practice session with your friends does not qualify to set aside the individual member Range Rule set for any reason.

As always, the CRO Team is here to be your resource. Flag down the bright yellow/safety-yellow shirt and vests you see for any questions you might have.

Thank you for attentions.

James Garner - CRO

Just a
Friendly
Reminder

Message from Club Manager

Hello RBGC Members,

I am excited about the opportunity to serve River Bend Gun Club as Club Manager. As I imagined, there is a lot more to running this club than is apparent to the casual member. Having worked with the CRO Team for the past couple of years and attending the monthly board meetings has definitely helped in transitioning to the new position.

I would like all the membership to feel free to contact me by email, call me on the phone, or stop by my office anytime. My door is open, and I would love to hear your ideas, concerns, or praises for the staff that I have the pleasure to work with. I can not promise that I will be able to grant any and all requests, but I can promise to address every issue and concern.

I am proud to be a member of River Bend Gun Club. I believe it to be the best facility of its kind in the Southeast and one of the best in the country. My goal is to do what is within my power to do to keep it that way.

As I have settled into my office and gone through my files, I have found quite a bit of history. Our club had its start in the nineteen fifties. We have a history of world class shooters and champions of the shooting sports. I am looking for a member that would be interested in volunteering to act as Club Historian. The job would entail organizing what memorabilia we have into chronological order, doing research and documenting as much club history as possible. If any club member in good standing is interested in helping with this endeavor, please contact me.

I look forward to the opportunity to meet each and every one of you. I will be patrolling the range on a regular basis. If you don't find me on the range, you can email me at clubmanager@rbgc.org, or call the manager's office at (770)893-3502.

Bill Goode
Club Manager



River Bend Scholarship Committee will be raffling a Radical Firearms RF-15 5.56 caliber rifle in 2023.

This prize is being generously donated by River Bend members Keith and Lynda Hudson of Appalachian Armory in Dawsonville, GA.

Tickets are selling fast!

To purchase \$20.00 tickets you may get them from Phil Henderson, ACROII, patrolling the club Mondays, Wednesdays or Fridays and also at the Club Manager's office during normal office hours.

For more ticket information contact Ernie Knoche via email at scholarship@RBGC.org.

The winning ticket will be drawn in May 2023 at the River Bend Annual Club Meeting and Picnic.



BUY • SELL • TRADE
CLASS III/NFA
706-216-2113



USCCA Training Update

Hello RBGC Members,

We have had good response to the USCCA Training Curriculum now being offered at River Bend Gun Club. We are offering the **Concealed Carry and Home Defense Fundamentals** course in six two-hour segments on the first Wednesday evening of the month from 6:00 to 8:00 pm. This offers you the opportunity to pick and choose what chapters you want to attend. Also if you miss one of the classes you can make it up in the second half of the year. We understand how difficult it is to cut out time for training and this is a great way to complete this course without having to take two days off to do it.

We also have two other offerings beginning the end of March. The **Defensive Shooting Fundamentals (DSF)** and the **AR-15 Fundamentals**. The **DSF** course teaches the use of a handgun for personal defense utilizing how the body reacts naturally in a high stress situation. The **AR-15 Fundamentals** course teaches the foundation of using the AR-15 platform for personal defense. These two courses are one day courses all on the range under live fire.

Whether you are brand new to firearms or you are a experienced shooter, we have a training curriculum that can help you become more proficient in the use of firearms. No longer are firearms training a one size fits all process. We can also offer one on one training for the experienced shooter wanting to advance his skill sets.

We have also scheduled certification of more instructors to help with live fire training here at the club so we can meet the demand. We are pleased that people understand the need for training especially when it comes to defending ourselves and the ones we love. If you have questions or need help in choosing the right training to meet your specific goals, you can contact me at clubmanager@rbgc.org or call (770)893-3502.



SECOND ANNUAL RIVER BEND GUN CLUB PHEASANT HUNT

Konechne's Red Barn Hunting Retreat

www.redbarnhunting.com

When: December 9th- 11th, 2023

Where: 35809 254th Street Kimball, SD 57355

We have the entire lodge booked for the above hunting dates and are looking for six more hunters to fill up the party. The accommodations include all meals, lodging, licensing, and shotgun ammunition for the hunt and warm up rounds of clays.

Contact Bill Goode for pricing and to book your reservation.

rbgcacro2@gmail.com

678-409-5383



River Bend Ballistic Challenge XVI



RIVER BEND MEMBERS – I WANT YOU!!

To be RANGE OFFICERS

River Bend Gun Club has hosted Glock to conduct a match on Cowboy Hill for **SIXTEEN YEARS** running!! No other club, range or facility in all of GEORGIA can say that!! River Bend members have turned out in big numbers, HUGE numbers to help with the running of the match from top to bottom. There is nothing in this world, NOTHING! more precious to a 5-star match event than its volunteers! I have never known Club members to sit on their laurels when there is any opportunity to showoff how great a Club we have here at River Bend! Who better than a member to brag on the River Bend life? Who better than a member to paint the picture of being a member here? That's right... **YOU**, that's who!!



The GLOCK match on Cowboy Hill March 11 & 12 needs Range Officers! Training is on-site and easy to pick up! RO's are needed across many levels and jobs! When you work a shift (there are 2 on Saturday, 2 on Sunday), you get a draw ticket for the "RO ONLY" prize pool! Volunteer for all day and lunch is f-r-e-e! Besides... Action Pistol is the Saturday **after** the Glock match, and AP doesn't give away a Glock pistol for a door prize either!! THE GLOCK MATCH DOES!! See James Garner for the details or email 'rbgcsfmach@gmail.com' to join the ranks of Range Officer Awesomeness!!

Want to shoot the Glock match? NO PROBLEM! Parlay your all-day RO work shift for a match entry! Need a Glock? –borrow mine!! (but bring your own ammo... minimum round count is 81, so a 100rds of 9mm *plenty*).

Don't want to shoot the match? NO PROBLEM! There are many other gifts to select from as a "Thank You" when you sign up for RO duty (and **still** get that RO ONLY draw ticket for every shift worked!)

First GSSF Match ever? GREAT PROBLEM! Register for the "New GSSF Member" prize drawing –a Glock pistol!

HOW CAN YOU NOT WIN?? You RO for a pistol drawing. You shoot for a random pistol drawing (or cash, or free membership). Your 1st GSSF match is a pistol drawing. Don't forget the Glock raffle!!

The Glock raffle is an awesome way to win BIG! Two (2), yes TWO TIMES to WIN. Two Glock raffles: each raffle is 100 tickets; each ticket is \$10.00. Think of it... you have a chance to win 2 Glocks for \$20!!

The **"Almost Famous, Nearly Fabulous River Bend Ballistic Challenge XVI Match shirts"** are going to be there –get you one before they are part of history!!

Thank you for the tremendous member turnout that will shine on River Bend Gun Club with the brilliance of a diamond!!

Jim Garner, Glock Match Director



Firearm Training at River Bend Gun Club



Come join the fun! The next **Women on Target Pistol Clinic** is Saturday, April 8, 2023

The clinic starts at 8:30 am in the Gene Mowell Conference Center. Several women NRA Pistol instructors facilitate the classroom sessions on firearm safety; parts and functions of revolvers and semi-automatic pistols; ammunition knowledge; the shooting fundamentals and answer your questions. The Club provides lunch, then we head to the range for a one-on-one shooting experience with our wonderful volunteer coaches!



Click on link to register online: <https://tinyurl.com/33k5zhsv>

Questions: email Kathy Rioux at legacyost@gmail.com

UPCOMING TRAINING:

See RBGC calendar to register

NRA BASIC PISTOL	Sat. May 13th	Meets pre-requisite for NRA CCW in August
WOMEN on Target	Sat. June 10th	
NRA BASIC PISTOL	Sat. July 8th	Meets pre-requisite for NRA CCW in August
NRA CCW	Sat. Aug. 12th	

Assistant Chief Range Officer (ACRO)



River Bend members, join me in congratulating Jeff Fegreus on his promotion to Assistant Chief Range Officer (ACRO) from his previous position, ACRO II. It was not that long ago when Jeff decided to give back to the Club that had re-ignited his zeal for teaching life-safety and instruction with firearms and self-defense. Jeff's journey with River Bend began in June of 2018. It wasn't until the 2021 Young Shooters Challenge, where he provided Paramedic overwatch services, that he and I began a conversation of what more was available to contribute to the Club, to the family of like-mind enthusiasts he had met at River Bend.

I reached out to Jeff in December of 2021 when the ACRO II ranks opened up to cover the safety needs of the many ranges and members with guests at the club. It was the middle of Covid-19; being indoors was un-healthy and masks were

everywhere. Outdoor activities were mask-free and the place to be to keep clear of disease –the Club was busy! After 3+ years, the member Jeff Fegreus, joined the CRO Team on 28 December 2021 as the latest ACRO II at River Bend. No one had any idea of the warp speed with which Jeff approached 2022 from Day 1.

As a nationally registered Paramedic Instructor, Jeff instituted the “Stop The Bleed” class for the members. World-class combat trauma treatment in our backyard –free to members! Including the checkbox for the American Heart Association's CPR course; any member was empowered to help the injured and protect the Club's safety record. Jeff's desire to 'serve and protect' is more than a clique –it is his lifestyle. From his teenage years in Key Largo fishing and diving, salt-water soaked his veins and led to service in the US Navy -protecting American freedom around the Globe. He parlayed his Military acumen into the Public sector as a Deputy-Sheriff in service to the Columbus Georgia area before migrating toward N. Georgia in search of the retired lifestyle.

Jeff, his wife Mary, and Onyx (German Sheppard) settled in NW Georgia to begin living the retired life when River Bend Gun Club took his fire for 'doing right' and spread it over the ranges and bays from Silhouette to Plinking Range. Jeff took to working when he saw a need. Not waiting for anything, Jeff blew off ranges and bays, whacked weeds, sawed down trees into logs, swung hammers and turned screws. Jeff saw 'it' needed doing, he would grab a tool and just do 'it'.

His self-starting initiative, his drive to 'get it done', an un-ending willingness to 'do right' made Jeff a natural choice to assume the duties and responsibilities of the Assistant Chief Range Officer for River Bend Gun Club.

Congratulate Jeff on his new position when you see him patrolling the range or preparing for a class or TAC Rifle!

Sincerely,

Jim Garner, RBGC CRO



Assistant Chief Range Officer II (ACRO II)

River Bend members!

Please join me in welcoming Chris Hicks to the CRO Team as our latest ACRO II patrol resource. Chris may seem familiar with some of the Membership –Chris started with River Bend on Shotgun Hill several months ago, and now has found his way to the CRO Team.

Chris joined River Bend Gun Club in August of 2017 and gravitated towards the scatter-gun sports on Shotgun Hill. For about 10 years or so, Chris competed in black powder matches all over the Southeast. Chris spent his youth in Conyers, Georgia where he learned to hunt and fish from his Father and Uncle. After graduation, Chris took a turn at metal fabrication and found such a fit for himself, he enrolled in night school for mechanical drafting. From there, Chris took to sales in the metals industry, and he kept going until 2021. Forty-five years in Sales for the metals industry is quite the milestone of success after success.

Before retiring from Sales, Chris and his wife Karen relocated to the Cumming/Ball Ground area in 2006. He and Karen live on a small farm with a big garden, raise horses and love to trail ride whenever they can. Two years into retirement, Chris continues to deer hunt, duck hunt and fish for trout and doesn't worry about Mondays anymore!

Chris' excitement for coming to the CRO Team centers around meeting new members at every venue and range the Club offers. When next you see Chris in CRO yellow shirts or vests –say "hello" and welcome him to the CRO Team!!



Assistant Club Manager Needed

Club Members:

The following want ad for an Assistant Club Manager (ACM) has been posted on the RBGC Forum since October, it has appeared in the Bullet-In monthly newsletter since the November issue and we very much want to hear from club members interested in this opportunity to be part of the Club Management Team. In order for River Bend Gun Club to continue to function as a premier shooting facility for club members, the club needs well qualified, dedicated members to handle the management and administrative tasks necessary to ensure the club serves the needs of its members and runs smoothly.

The ACM position pays \$18.00 an hour, the hours are flexible and there are opportunities for advancement. The ACM position is not a work from home situation and it does require the employee to be at the club during working hours.

Please contact me if you are interested. Will Owensby, Club President, willborner@aol.com

River Bend Gun Club is seeking qualified candidates for the Assistant Club Manager position. The current Assistant Club Manager is retiring in June of 2023. In order to meet training needs and to support near term staff augmentation requirements, the club would like to fill this position as soon as feasible.

Job Description

The Assistant Club Manager (ACM) assists the Club Manager in day-to-day operations; however, the primary role is one of membership support and lifecycle management of membership. In this role the ACM reports directly to the Club Manager and coordinates with the CRO team, Club Secretary, Treasurer, Membership Communications Manager, Range Officers, staff, members, and vendors as needed.

This is a full-time position requiring at least 40 hours per week with the requirement to be onsite at least one weekend day per month in support of New Member Orientation (NMO). Additional weekend support may be needed for special events such as the annual Young Shooters Challenge (YSC) or the Annual Business Meeting and Picnic.

Candidates must be an RBGC member in good standing for at least three years and must possess excellent interpersonal, verbal, and written communication skills. Administrative and organizational skills are essential. A basic working knowledge of MS Excel and MS Word is desirable as are any data management skills.

Primary Responsibilities

The ACM is responsible for lifecycle management and support of membership including initial membership inquiries and maintenance of complete and accurate records and archives of membership throughout the life of same. These responsibilities include:

- Acting as the primary point of contact for membership inquiries, facility tours, and membership applications
- Managing membership intake processes, vetting of applications for membership, scheduling of applicants into NMO and post-NMO processing of applicants into membership
- Administration of membership pricing, invoicing, system configuration updates, changes, and reporting as needed
- Updating and managing membership records throughout the lifecycle of membership. Support and resolution of membership related questions or issues for existing members
- Development, coordination, and implementation of the annual membership renewal
- Issuance of membership / staff badges and gate card credentials
- Managing the gate access system, gate credentials, and gate schedules.

Additional Responsibilities

- Accounts Receivables, banking, and deposit reporting
- Accounts Payables as needed
- Payroll Processing
- Employee onboarding processes
- Vendor management
- Coordinating event hospitality services when needed

Qualified candidates who are interested in this position are encouraged to submit a current resume with their email and telephone contact information to the Will Owensby, Club President at willborner@aol.com.

Official Club Business

Highlights of the January 9, 2023 Board of Directors Meeting

President Will Owensby presided over a quorum of six Board members. Also attending were the Assistant Club Manager, four club officers, one life member, and two annual members. The meeting was convened at 7:00PM on Monday, January 9, 2023. The meeting was held at RBGC's Gene Mowell Conference Center on club property.

A quorum was confirmed, the proposed agenda was adopted, the minutes of the November 14, 2022, Board meeting were approved, and the following officer and manager reports were presented and accepted:

Treasurer Secretary Chief Range Officer Club Manager Shotgun Manager

Board decisions made, actions taken, and items of interest:

- Treasurer Geoff Rhines presented the Treasurer's report and reported that December FYTD income was \$766K, a decrease of approximately \$26K versus the same period in FY 2021.
- December FYTD expense was \$523K, a decrease of approximately \$96K versus the same period in FY 2021.
- Cash in the bank as of 12/31/22 was \$448,356 including \$100,221 in Capital Reserve Fund and \$42,361 in Scholarship Fund.
- Club Secretary Erica D'Amico reported that the membership total at the beginning of the January 2023 meeting was 2,250; 78 members more than this time last year.
- The number of Senior Members at the beginning of the January 2023 meeting was 205; 9.11% of RBGC membership and 9 members more than this time last year.
- There were 9 members on the Life Membership Wait List at the beginning of the January 2023 meeting.
- Chief Range Officer James Garner reported that the Range Use Summary Report for December 2022 totaled 1,623 (1,326 members and 297 guests).
- Total Range Use Summary for 2022 is 22,325, which is a decrease of less than 1% from 2021.
- Ten venues submitted Match Use Summary Reports for December 2022. Total entries were 190 (91 members, 96 non-members, and 3 juniors). December match income was \$2,909.36 with \$510.00 reported to the club.
- Total Match Use Summary for 2022 is 176 matches with 5,185 competitors, 339 more than 2021 (2,302 were members, 292 more than 2021; 128 were juniors, 61 less than 2021; and 2,776 were non-members, 398 more than 2021).
- There were 8 Tac Rifle Certifications, 2 NFA Certifications, 0 Supergun Certifications, and 0 Stop the Bleed Certifications in December 2022.
- Greg Hughes presented the Club Manager's report and reported that repairs have been made to the 500-yd gong on SL Range.
- Target reset chain and first aid kit were replaced on CG Plinking Range.
- Shotgun Hill Manager Bill Wettingfeld reported that shotgun range use in December 2022 was 292 shooters (250 members and 42 guests). 906 rounds were fired during December with 15 cart rentals. Total December revenue to the club was \$7,090.00.
- Member Communications Manager David Norcross reported that the January 2023 Bullet-IN reached 2,327 recipients with 2,323 successful deliveries (99.8%). Open rate was 1,623 (69.7%) and 665 (41.0%) members clicked through the newsletter.
- The Board approved 14 new members and 1 reinstatement.
- The Board Application Review Committee (BARC) was formed. Life Member Bill Illg was approved as Chairman, and the committee members were selected: Life Member Bill Goode, Life Member Bobby Reiber, Annual Member David Norcross, and Annual Member Greg Hughes.
- Infrastructure Member Greg Hughes reported that the neutral/ground wire between power pole and Shotgun Hill Clubhouse is being replaced.

(Continued on page 10)

Official Club Business

(Continued from page 9)

- Faulty switches and timers for Cold Range Lights on the SL range have been replaced. Lights are working properly.
- Range Rules Revision Committee Chairman Jim Garner reported that the updated 2023 Range Rules have been uploaded to the RBGC website and 100 copies have been printed.

Regular monthly Board meetings are called to order at 7:00 PM on the second Monday of each month in the Gene Mowell Conference Center. RBGC members and families are cordially invited to attend.

Membership Statistics

	JAN 2023	DEC 2022	JAN 2022
Annual and Non-Resident Members	1,853	1,836	1,787
Life Members	187	187	185
Senior Members	205	205	196
Honorary Members	5	5	4
Total Active Members	2,250	2,233	2,172

New Members Approved

Jamie Bardin, Atlanta	Ben Ito-Smith, Alpharetta	Craig Nesmith, Cumming
Stephen Brown, Suwanee	Tim Marcinek, Canton	Eric Overhage, Cumming
Evan Eltinge, Atlanta	Shaun Means, Sugar Hill	John Payne, Ball Ground
Luke Holmes, Marietta	Alejandro Mederos, Dunwoody	Ted Welsh, Kennesaw
Mark Holmes, Milton	Rich Momberger, Dawsonville	

Reinstatements

Mike Jerome, Dahlonega

March 2023

Sunday	Monday	Tuesday	Wednesday	Thursday	Friday	Saturday
			<p>1</p> <p>AP Bay 5 Reserved for USCCA Instructor Course</p> <p>IDPA Weeknight Match</p> <p>Shooting Fundamentals</p> <p>Conference Room Reserved - 5:00pm to 9:00pm</p>	<p>2</p> <p>AP Bay 5 Reserved for USCCA Instructor Course</p> <p>Cowboy Hill (CB) Bay 2 is Closed</p>	<p>3</p> <p>Cowboy Hill (CB) Bay 2-7 is Closed</p>	<p>4</p> <p>M14/M1A Rifle Match</p> <p>Cowboy Action</p> <p>Tactical Rifle Certification</p>
<p>5</p> <p>Conference Room Reserved - 2:00pm to 4:00pm - MultiGun RO PCSL Review Meeting</p> <p>IDPA Match</p> <p>RBGC Precision Rifle Match</p>	6	7	<p>8</p> <p>IDPA Weeknight Match</p>	9	<p>10</p> <p>Cowboy Bays 1 through 7 Closed For Glock Match Setup</p>	<p>11</p> <p>Centerfire Benchrest</p> <p>River Bend Ballistic Challenge</p> <p>XVI Glock Match</p> <p>High Power XTC Match</p> <p>ICORE Match</p> <p>NRA Rifle First Steps Orientation - Youth Shooting</p> <p>High Power Silhouette Match</p>
<p>12</p> <p>River Bend Ballistic Challenge XVI Glock Match</p> <p>High Power 3X600 Match</p>	<p>13</p> <p>Board Meeting</p>	14	<p>15</p> <p>IDPA Weeknight Match</p>	16	<p>17</p> <p>AP Bays 1 - 5 Closed at 2pm for AP and MultiGun Match Set-up</p>	<p>18</p> <p>Action Pistol</p> <p>Hunting Rifle Shoot - HP</p> <p>USPSA NROI RO Class</p> <p>Tactical Rifle Certification</p>
<p>19</p> <p>USPSA NROI RO Class</p> <p>AP Bay 2 -- Reserved 9AM to 4PM For USPSA RO Class Exercise</p> <p>MultiGun Match</p> <p>Steel Challenge</p> <p>Cowboy Bays 1 through 6 Closed from 9:00am to 1:00pm for USPSA Setup</p>	20	21	<p>22</p> <p>IDPA Weeknight Match</p>	<p>23</p> <p>Bullseye Regional Practice Sessions - Bullseye Range</p>	<p>24</p> <p>Bullseye Regional Match</p>	<p>25</p> <p>USPSA Match</p> <p>100 Yard Match/Clinic</p> <p>Buffalo Rifle Match</p> <p>Bullseye Regional Match</p> <p>Smallbore Rifle Prone Match</p> <p>AR-15 Fundamentals Class</p> <p>Conference Room Reserved - 8:00am to 12:00pm</p> <p>AP 5 Closed For Training - 12:00pm to 4:00pm</p>
<p>26</p> <p>New Member Orientation Meeting</p> <p>Buffalo Rifle Match - HP Range</p> <p>Bullseye Regional Match</p> <p>Rimfire Benchrest Match</p> <p>Steel Challenge</p> <p>PRACTICE - CB 1 & 2</p>	27	28	<p>29</p> <p>IDPA Weeknight Match</p>	<p>30</p> <p>Cowboy Hill (CB) Bay 2 is Closed</p>	<p>31</p> <p>Cowboy Hill (CB) Bay 2-7 is Closed</p>	

Events on calendar are subject to change.
Please visit: <https://www.rbgc.org/> for the most current events.

April 2023

Sunday	Monday	Tuesday	Wednesday	Thursday	Friday	Saturday
						1 Cowboy Action NRA Light Rifle 200 Yard Rimfire Match HP Range Defensive Shooting Fundamentals Class AP 5 Closed For Training - 8:00am to 3:00pm Tactical Rifle Certification
2 New Member Orientation Meeting IDPA Match RBGC Precision Rifle Match	3	4	5 IDPA Weeknight Match Legal Use of Force Class Conference Room Reserved - 5:00pm to 9:00pm	6	7	8 Centerfire Benchrest High Power XTC Match ICORE Match NRA Women On Target
9 Easter Shotgun Hill Closed for Easter Sunday Steel Challenge	10 Board Meeting	11	12 IDPA Weeknight Match	13	14 AP Bays 1 - 5 Closed at 2pm for AP and MultiGun Match Set-up	15 Action Pistol Hunting Rifle Shoot - Silhouette Rimfire Silhouette Match Cowboy Bays 1 through 6 Closed from 9:00am to 1:00pm for USPSA Setup Tactical Rifle Certification
16 High Power 3X600 Match Bullseye Match MultiGun Match	17	18	19 IDPA Weeknight Match	20	21	22 USPSA Match 100 Yard Match/Clinic Buffalo Rifle Match Smallbore Rifle Prone Match AR-15 Fundamentals Class AP 5 Closed For Training - 12:00pm to 4:00pm
23 New Member Orientation Meeting Buffalo Rifle Match - HP Range	24	25	26 IDPA Weeknight Match	27	28	29 Rifleman's Weekend
30 Rifleman's Weekend Steel Challenge PRACTICE - CB 2 & 3						

Events on calendar are subject to change.
 Please visit: <https://www.rbgc.org/> for the most current events.

Bench Tech—Chapter 4: How to Anneal Rifle Brass

Due to our country's legal environment, your receipt of this article and any use you make of the information in this article are subject in every respect to the limitations and conditions language at the end of the article.

Chapter 3 pretty-much stated in words of one syllable that accurate ammunition is consistent ammunition, with the objective of producing a consistent pulse in the system. I believe the foundation for that consistent pulse is consistent brass, the boiler room in which the pulse is produced. This article and articles for the foreseeable future will present means and methods for preparing and maintaining rifle brass for that purpose.

Annealing brass falls under the heading of brass maintenance. Brass work hardens. That means its physical properties change when it is subjected to repeated deformation. It becomes less malleable, meaning progressively increasing stress is required to change its shape.

In the case of rifle brass, work hardening increases the difficulty in resizing it with a resizing die to the point where it will no longer deform to allow easy chambering. (More on this topic in subsequent articles.) Work hardening also alters the ability of the case neck to consistently grip the bullet with the same stress (neck tension variation). Such variable brass properties produce variable pulse, and groups open up accordingly.

Annealing is simply a process that applies a strategic temperature to the brass that causes it to essentially revert back to its as-manufactured (new brass) physical properties. In this case, "strategic temperature" is 650 to 660 degrees F. Bringing the temperature of the neck and shoulder area to this temperature, then immediately quenching (cooling) it in water is the annealing process that I will subsequently describe.

Bottom Line: Periodically annealing your rifle brass is fundamental to achieving a stipulated accuracy goal more stringent than minute of deer. Regardless, the accuracy you think you have achieved without annealing will deteriorate with each subsequent resizing/firing.

The simple way to anneal brass is to act like big government: throw money at it and buy a specialized brass-annealing carousel. Those of you who shoot matches that require using a bodacious quantity of brass may very well decide such an approach is preferred to the one I will subsequently describe. Annealing rifle brass with a carousel-style device is way faster and produces more consistently-annealed brass. As Forrest would say: "That's all I'm going to say about that".

The annealing method described in this article is the one I used before purchasing a carousel-style annealer. This method can be characterized as effective, relatively inexpensive, and simple. As implied in the previous paragraph, it is "slow", and could be considered by some to be tedious. There are multiple annealing-method variants of "effective, inexpensive, and simple", and I will not defend nor claim my method is "the best".

Be Advised: You will be officially playing with fire while annealing brass. At a minimum, positively secure the flame source and remove readily combustible materials from the immediate area. The "Limitations and Conditions of Use" section at the end of this article definitely applies. Furthermore, your significant other may or may not have indicated a prior DEFCON level associated with you playing with guns and crafting potential IED's. Discovering that you are now "playing with fire" in proximity of powders and primers may spool up a DEFCON Level 5 with all the attendant visual and sound effects. Jim Hardy's wife would not let him anneal brass inside the house.

(Continued on page 14)

Bench Tech—Chapter 4: How to Anneal Rifle Brass

(Continued from page 13)

The tools and equipment associated with my rifle brass annealing method are identified in Pictures 4-1, 4-2, and 4-3.

Picture 4-1 shows the following items:

- Butane torch (tank and nozzle) that serves as the flame source.
- Sacrificial brass required to calibrate the process (you may need more than a couple).
- Variable speed drill (old single-speed electric drill will do just fine).
- Case chuck with appropriate shell holder.
- Case stand for queuing brass to be annealed (shown is an insert removed from an ammo box).
- Gloves to protect the hands from hot brass.



Picture 4-1

Picture 4-2 shows:

- A Tempilstik rated at 650 degrees F (available at a welding supply shop).
- Emory cloth/sandpaper from 40 to 80 grit required to score/roughen the case shoulder area to enable application of the Tempilstik powder to achieve calibration.
- 000 steel wool to clean the case neck and upper shoulder area of powder soot residue and any oxidized surficial layer prior to calibration/production annealing.



Picture 4-2

Picture 4-3 shows:

- A 5-gallon bucket that serves as the secondary quenching vessel.
- A convenient-sized container, located a convenient distance from the flame source, that serves as the primary quenching vessel (sliced deli-ham container shown).



Picture 4-3

Picture 4-4 shows my shop arrangement of some of the previously identified equipment during the annealing process. Water would be placed in both quenching vessels (primary at least $\frac{3}{4}$ full; secondary at least $\frac{1}{2}$ full). Note that the butane torch is positively secured in a wood-working vise. Your method of securing the torch must be improvised, and your actual equipment arrangement will vary accordingly.



Picture 4-4

The brass to be annealed must be heat calibrated prior to production annealing. During the calibration process, the sacrificial brass must be strategically positioned in the heat-source's flame to determine the time period required to bring the neck and shoulder area to 650 degrees F. This temperature occurs when the Tempilstik powder residue turns to a dark brown color.

The time to a Tempilstik's powder residue color transition is variable, dependent on the brass to be annealed (manufacturer, lot, configuration, etc.) and the characteristics of the heat source, including the actual flame configuration (your flame and heat will likely be different than mine). Any time the brass changes (lot, .223 Rem. to 338 Lapua, etc.) or a new butane source is used, a new calibration is warranted. If the time calibration is in actual seconds (alternatively, it could be determined by counting beats while listening to your favorite song), expect anywhere from 2 to 8 seconds to anneal each piece.

(Continued on page 15)

Bench Tech—Chapter 4: How to Anneal Rifle Brass

(Continued from page 14)


The heat-calibration procedure is as follows:

- Chuck a sacrificial brass case into the drill and polish the upper ½ of the case (neck/shoulder area).
- Circumferentially score approximately ½ inch at the top of the shoulder with the emery cloth/sandpaper.
- Stroke the Tempilstik's contents longitudinally (in line with the case's long axis) at a right angle to the scoring to deposit a powder residue film on the case. Picture 4-5 shows a scored case (top) and a scored case with applied Tempilstik powder residue (bottom).
- Arrange your annealing set-up (Picture 4-4 as an example) so that it includes water in the quenching vessels.
- Spend sufficient time watching a second hand on a watch/clock to comfortably embed a one-second cadence. A metronome works swell. Otherwise, turn on your favorite song.
- Open the torch nozzle's valve all the way (an indeterminate, partial opening will be a source of variable heat the next time you anneal, requiring a new calibration).
- Ignite the torch's flame.
- Chuck the sacrificial calibration brass with the applied Tempilstik residue into the drill so that it is oriented for you to clearly see the powder residue.
- Quickly position the calibration brass in the flame so that the transition between its shoulder and neck is right at the tip of the large interior flame (the flame within the flame). When the brass is "there", begin the count. Picture 4-6 identifies the location on the case where the flame tip should be positioned. Picture 4-7 is my best attempt to photograph the location of the flame tip I'm trying to describe: in the picture it is to the right of the brass nozzle, at a distance approximately equal to the length of the solid brass tip beyond the air-vent holes. The general orientation of the case relative to the torch is shown in Picture 4-1.
- Do NOT spin the brass. You need to see the powder residue to identify the count at which it turns brown. (Spinning the brass will occur during production annealing.)
- Mentally note the count at which the Tempilstik powder residue turns brown. That is the time (or count) that will be required to anneal each subsequent case.
- With the case still fastened in the chuck, immediately dunk its upper shoulder into the water contained in the primary quenching vessel.
- With a gloved hand, unchuck the case and allow it to fall into the secondary quenching vessel (it will right itself and be "standing up" on the bottom).

I suggest doing at least one confirming calibration with a different brass case. Be sure of the calibration count. Furthermore, the case must be perfectly dry before priming and loading. Uhhhh.... appropriating your significant other's hair dryer without permission is NOT a good idea....



Picture 4-5



Picture 4-6



Picture 4-7

(Continued on page 16)

Bench Tech—Chapter 4: How to Anneal Rifle Brass

(Continued from page 15)

The Tempilstik powder residue will obviously turn brown while the case is in the flame; there is nothing subtle about the color transition. Picture 4-8 is a good-faith effort to depict a “before” (top case) and “after” (bottom case) comparison showing the powder’s color after annealing. As is apparent in the lower case, the only portion that remains brown is in the scored “valleys” of the brass.

Depending on the degree of oxidation on the case surface, other colors will show up. The limits of the annealing can be identified by a narrow, circumferential silver/light-blue hue band transitioning to some shade of violet. Picture 4-9 shows this narrow band. The pencil tip identifies the base of the band/limit of annealing.

The lower limit of this band should really be no lower than about $\frac{1}{2}$ the case length. If it is visually lower, recalibrate the annealing process by placing the flame at the juncture of the neck and shoulder (Picture 4-10).



Picture 4-8



Picture 4-9

As implied in the above sequence, annealing should be performed **prior** to resizing and trimming the brass. Hmmm....I wonder what the next Bench Tech articles will be about?

Limitations and Conditions of Use: Bench Tech articles are primarily about how to refine/augment the hand-loading techniques you already use to obtain better accuracy from your center-fire rifle. They are offered under the stated premise that the reloading procedures you are well acquainted with and currently use strictly follow manufacturers’ published safety recommendations and protocols. In implementing any techniques in Bench Tech articles, you acknowledge that reloading ammunition and shooting firearms can be dangerous and potentially life-threatening, and that you and you alone are strictly liable and accountable for any and all errors, omissions, and breaches in published safety protocols. Furthermore, the techniques and methodology that have been described in this article should not be considered best practices, nor do they adhere to any standard of practice or care. Bench Tech articles and any communications with me concerning the subject matter of the articles (or any other shooting-related topic(s)) are experimental in nature, since they are the results of my own exploratory investigation into these subject matters. Specific tools and the actual means and methods you select to implement any reloading or shooting technique presented in a Bench Tech article will be solely your decision and the resultant outcome your responsibility. It is an expressed precondition to your receipt of my Bench Tech articles and any related information or communication that you agree as follows: Neither RBGC nor I will be liable for any and all outcomes of that implementation, and you irrevocably waive any and all claims as to me or RBGC or the Board or members of RBGC on behalf of yourself, your representatives and your estate.



Picture 4-10

— Scott Fletcher

Action Pistol

Ignoring all of the TV weather forecasts for a "chilly" morning, fifty eight (!) enthusiastic Action Pistol shooters showed up Saturday and by 9:15 the temperature was on its way to a balmy 53 degrees, the sun was out, the sky was blue and River Bend Action Pistol kicked off our 2023 season.

This inaugural 2023 February AP match was striking with a fantastic turnout and eleven "New-to-RBGC Action Pistol Match" shooters. Of these eleven, three plan to become new club members next month! Action Pistol is a great persuader.



Bay 2 - Made everyone **"Run For It"**. Stomp the plate to get it all started by not missing the "Turner". Then pay attention where you're going to avoid the mud.

Stomp another plate and this time get things swinging. Once again look out where you step to avoid Mother Nature's messes and shoot around that barrel. Shooting paper is simple, right?

Bay 1 - Gave everyone a **"What a Way to Start the Year"** welcome to the new AP season. Get your gun going with the "wrong hand" and then shoot a swinging weak hand only target, a cruel dueling tree and lots of steel in the wrong shooting order. It appears some people have been practicing, but others still need a little work....



(Continued on page 18)

Action Pistol

Bay 3 - Had it all. It was a **"Straight Arrow"** from one side of Bay 3 to the other. Of course, in between there was static steel and swinging plates, shooting paper for accuracy, shooting targets that were upside down and one on the move with little space to do it plus running and running. This stage gave the competitors a lot to work with and not much time to do it.

And since River Bend Action Pistol is, above all, a very social occasion, we wrapped up another beautiful day with grilled hotdogs and all the fixings, plus amazing Brunswick Stew from Karen B. and TWO! platters of Mamiko's famous no calorie brownies - plain and marshmallow walnut.

We closed out the day with the ever popular Action Pistol door prizes that included 600 rounds of ammunition, which proved again that you can't win if you don't play – or if you leave before lunch is over....

Thanks again to all our RBGC Action Pistol volunteers who keep us running and safe and smiling.

**** NEXT ACTION PISTOL MATCH IS MARCH 18TH ****



Classified Ads

Hunting Club Seeking Two Members

Our hunting club is seeking to add two members to our existing roster. The club is located in Twiggs County (Southern Zone) near Jeffersonville. There are plenty of deer, turkey hogs and coyotes on the property. There is a campsite with electricity.

Please contact George for additional details at cooper21@bellsouth.net or text me at 404-375-7958.

For Sale—IWI Jericho 9mm Pistol

Pistol has manual safety. Was made in Israel. Two magazines. Nice pistol.

Asking \$360.

Ron 404-226-5424.



Classified Ads

For Sale

Cash or Zelle - Contact Wallace Barron at Wallace@CustomPrecisionLLC.com and state your full name and what you want.

First come first served. **Email me for pictures of anything listed.**

\$299 + Sales tax

This **Remington Model 870 Magnum** is a pump-action shotgun manufactured by Remington Arms Company, LLC. It is widely used for shooting sports, hunting and self-defense, as well as by law enforcement and military organizations worldwide. The number codes on the barrel of this gun indicates that this gun was manufactured in 1974.

Condition: Good/Very Good. The bluing on the barrel and receiver are still deep blue throughout with no pitting or rusting (although there are few micro scratches & handling marks). The synthetic stock and forend are in excellent condition with no apparent scratches or blemishes (see photos for additional detail). It has a fixed choke which is probably Cylinder.

PLEASE NOTE: THIS GUN IS SOLD "AS IS" AND DOES NOT COME WITH AN OWNER'S MANUAL



\$495 + Sales tax GLOCK 26, GEN4 9MM SEMI-AUTO PISTOL (#CP3)

Manufacturer: Glock

Model: 26 (Gen4)

Serial: FAF946

Caliber: 9mm

Finish: Blue

Mag. Capacity: Standard: 10; Optional: 12 / 17 / 19 / 15 / 24 / 31 / 33

Barrel Length: 87 mm | 3.43 inch

Weight: without magazine 550 g | 19.40 oz

Weight: with empty magazine 610 g | 21.52 oz

Weight: with loaded magazine 730 g | 25.75 oz

Trigger Pull: 28 N



The GLOCK® G26 is a subcompact semi-auto pistol designed specifically for concealed carry use. Made with the same materials and quality control as all GLOCK semi-automatic pistols, the G26 is a carry gun you can count on at the moment of truth. Internally, the GLOCK 26 employs the same striker, short-recoil operated, and locked-breech barrel as the larger framed GLOCK pistols, though it uses a dual recoil spring assembly similar to the Gen4 pistols. The Safe-Action trigger system makes shooting in high-stressed situations infallible. The main frame of the GLOCK pistol is constructed of high-strength polymer that is resistant to shock, caustic liquids, and temperature extremes. The milled steel slide and the barrel are treated with matte black Tenifer finish for extreme resistance to wear and corrosion. The Tenifer treated steel and polymer frame make the pistol impervious to corrosion caused by perspiration and humidity when carried close to the body or kept in a holster for extended periods of time. The frame has checkering on the front and back straps, providing a non-slip surface; finger grooves on the front strap and a finger rest on the front of the trigger guard aid in fire control. The slide cycles on 4 hardened steel guide rails within the frame. A white-dot front sight and a white-bracket rear sight provide rapid acquisition in dim lighting situations. All GLOCK pistols fieldstrip easily without the use of tools. The GLOCK G26 Semi-Auto Pistol is a reliable, easy to maintain firearm that's perfect for everyday carry, or a backup for security personnel. This Gen4 G26 is in excellent condition and comes with the factory case, owner's manual and 4 factory double-stack 10-round magazines.

Classified Ads

For Sale

Cash or Zelle - Contact Wallace Barron at Wallace@CustomPrecisionLLC.com and state your full name and what you want. First come first served. **Email me for pictures of anything listed.**

\$495 + sales Tax RUGER SR-22 .22 LR SEMI-AUTO PISTOL (#CP4)

Technical Specifications:

Capacity: 10+1	Slide Finish: Black Anodized
Slide Material: Aluminum	Barrel Finish: Stainless
Barrel Length: 3.50"	Width: 0.97"
Serial number: 365-11036	Sights: Adjustable 3-Dot
Grip Frame: Black Polymer	Weight: 17.5 oz.
Barrel Type: Standard	



The easy-to-use underside Picatinny rail features multiple cross slots for variable mounting of most popular accessories.

Inspection port allows for visual confirmation of a loaded or empty chamber.

Readily replaceable stainless-steel barrel.

Ambidextrous manual thumb safety/decocking lever and magazine release.

Easy to field strip.

Condition: Gun is like new. There are no scratches or scuff marks. Bore is bright and shiny.

Includes five, 10-round magazines; two finger grip extension floorplates, original box & owner's manual.

\$350 + Sales Tax Smith & Wesson Victory .22 LR semi-auto pistol (#cP5)

Technical Specifications:

Width: 1.1 in	BARREL LENGTH: 5.5 in
Length: 9.2 in	GRIP: POLYMER
CALIBER: 22 LR	SIGHTS: FIBER-OPTIC
SERIAL NO: UDY2434	OPTIC READY: NO
SIZE: FULL	SAFETY: THUMB SAFETY
CAPACITY: 10	COLOR/FINISH: SILVER
ACTION: INTERNAL HAMMER FIRED	



The SW22 VICTORY® is constructed on a single-action, enclosed hammer-fired, blowback semi-automatic design. Chambered in .22 LR, the SW22 Victory comes highly featured with innovative design qualities that include a match-grade, interchangeable barrel for superb accuracy on the range or in the field along with a simple one-screw takedown design. The pistol's high-end features, modern styling and enriched functionality place the SW22 Victory in a category of its own with an affordable price to match. Features include:

- Removable Interchangeable Match Barrel
- Steel Reinforced Polymer Thumb Safety
- Picatinny-Style Rail Included
- Fiber Optic Front Sight
- Adjustable Fiber Optic Rear Sight
- (2) Ten-Round Magazines Included
- Adjustable Trigger Stop
- Stainless Steel Frame
- Textured Grip Panels with Finger Cuts for Easy Magazine Removal
- Condition: This gun is like new and appears to never have been fired. There are no scratches or scuff marks. Bore is bright and shiny with no powder marks.
- Includes 5, factory 10-round magazines; two finger grip extension floorplates, Picatinny-style rail, original box & owner's manual.

Classified Ads

For Sale

Cash or Zelle - Contact Wallace Barron at Wallace@CustomPrecisionLLC.com and state your full name and what you want. First come first served. **Email me for pictures of anything listed.**

\$225 NAA Mini Revolver 22LR Deep Cover Gun

Description:

North American Arms 22 Long Rifle 1.1in Stainless Steel Mini Revolver - 5 Rounds - The NAA .22 Long Rifle is the most popular Mini-Revolver ever produced. With the many current accessories, it is versatile for many applications and is the standard by which other Mini-Revolvers are judged. Mini-revolvers are equipped with a unique safety giving its owner maximum protection against accidental discharge. The safety cylinder feature allows the gun to be carried fully loaded. There are halfway notches between the chambers. After loading, the hammer is lowered into one of these notches. When the hammer is pulled back to the firing position, the cylinder rotates to the next chamber. The traditional half-cock position is to be used for loading and unloading only. This gun is in excellent condition and features a stainless-steel finish with rosewood grips. It comes with the pocket holster shown in the picture.

Specifications:

Caliber:	.22 Long Rifle	Weight:	4.6 oz.
Capacity:	5	Barrel Length:	1.13"
Length:	4"	Sights:	Half-moon Sight
Height:	2.38"	Action:	Single Action
Width:	0.88"	Grips:	Rosewood Bird's Head



6mm ARC Items. All are New in the Box and Unused

RCBS 6mm ARC Dies and 6mm ARC Shell Holder **\$48**

Wilson 6mm ARC Case Gauge **\$30**

Sinclair Carbide Mandrel Expander for 6mm/243 **\$29**

Note: this is used in a Sinclair Mandrel die not included

3 new unused AR Stoner 6 mm ARC 15 round SS mags available for **\$15 ea.**



Firearm Consignments Sales Services

We consign and sell firearms so you don't have to go through the hassle of selling and dealing with buyers.

Are you interested in selling one gun, several guns, a collection or even firearms that may part of an estate? How about selling some of those "safe queens" that have been taking up room in your safe for years? We can consign your inventory and use our established dealer networks to get top dollar, so you can finally buy that special firearm you've been wanting or just for a little extra cash. We are active members of RBGC and specialize in no-hassle turn-key firearms consignments for our clients. We believe in the "Big Easy Button." We both hold FFL's, and between us we cover the North Georgia from Atlanta to the Tennessee border. No consignment sale is too small or too large. For large consignment firearm sales, we will travel anywhere in GA or adjacent states and pick up large groups of firearms. If you refer us to a consignment of over 100 firearms, which we accept, we offer a \$500 finder's fee, so keep us in mind if you know of any.

Please contact us and we will be happy to discuss the process for selling your firearms.

Wallace Barron 678-571-8936 Cell

Wallace@CustomPrecisionLLC.com

C&B Custom Precision LLC.

A Roswell/Alpharetta and Central GA FFL

Larry White 770-715-7979 Cell

lwhite@FortisFirearms.com

Fortis Firearms LLC.

A Blue Ridge and North Georgia FFL

Classified Ads

For Sale—Rock River Arms LAR15 Operator

Some extras that come with the rifles:

- Magpul Battery Assist Lever
- Target trigger
- Bushnell BDC scope and mount
- Atlas Bipod
- three (3) 30 round metal mags, two (2) metal 10 round mags
- original hard case

All for \$950.00 - OBO

call or text Jack Calhoun 404-775-1447 email: tuxfordjack@gmail.com



For Sale—Beretta 694 Sporting B-Fast Comb 12-ga 3" 32" Walnut O/U Shotgun J694B12

lightly used, in like new condition, fewer than 500 shells thru it. Full set of chokes, plus a few extras. Hard case with all the goodies. Beretta factory link: <https://www.beretta.com/en-us/694/>

All for \$4150.00 - OBO

call or text Jack Calhoun 404-775-1447

email: tuxfordjack@gmail.com



For Sale—Marlin Model 336 – CAL .35 REM – JM Stamped Barrel

1974 manufacture

Top Rail has all four (4) Screws for scope mounting

Comes with: Uncle mikes Gun Sling

One Box of twenty (20), plus four (4) loose Remington 150 GR Core-Lokt PTD Soft PT Cartridges

All for \$750.00 - OBO

call or text Jack Calhoun 404-775-1447

email: tuxfordjack@gmail.com



For Sale

Sig Sauer Tango6 1-6X24 scope, 30mm tube, FFP, MOA Milling Reticle, scope covers, no mounts, original box and instructions.
\$1,200 new, asking \$600 ; Very little use.

SWFA SS 3-15X42 scope, 30mm tube, FFP, Milquad Reticle, scope covers, no mounts, original box.
\$750 new, asking \$300; Very little use.

Armasight WWZ Night vision scope, 60mm objective, IR illuminator, scope covers, uses 1 CR123 battery each scope and illuminator, Pic rail mount attached. Carrying case,
\$400 new, asking \$200. Very little use.

Contact Mac McWhirter, 404-502-9546

Can meet @ club or other agreeable location

Classified Ads

For Sale—BENELLI 828U SPORT 12 GA O/U SHOTGUN - \$2,800

Bought new for \$3,738 on Feb. 8, 2020; S/N BS031265E19. Only shot 1,000 rounds at RBGC. 30" barrel with 3" chamber. Set of five Benelli extended Crio chokes. Patented steel locking system reduces wear on receiver. Weights in buttstock to tailor the balance point. Tune the trigger position to your finger length. Sight channel in the wide rib over anti-glare barrels aids fast target alignment. Cryogenic barrel and choke treatment. Adjustable drop and cast with nine shims for 40 possible stock positions. AA-grade satin walnut stock. Excellent condition, no repairs. Includes case. 8.1 lb weight just too heavy for me.

Contact: Jim Byrd, jamesbyrd@mindspring.com

Cell: 404-867-0632



For Sale—Remington 12ga. Special Purpose 870 Pump

2 3/4 & 3 in Chamber

28 " Barrel w/ full invector choke

Some minor blemishes overall in very good condition

\$495.00

ducie1@bellsouth.net



For Sale—ProChrono chronograph

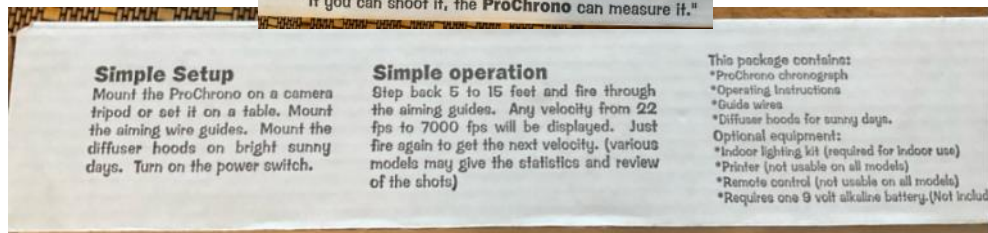
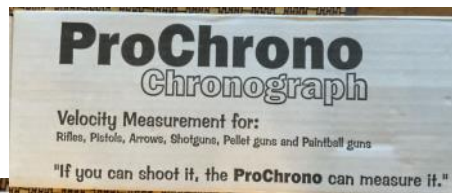
Excellent condition, includes owners booklet and a 57" adjustable tripod.

Retail on Midway USA \$130, without tripod.

\$75.00.

Located in Duluth or can meet at the club.

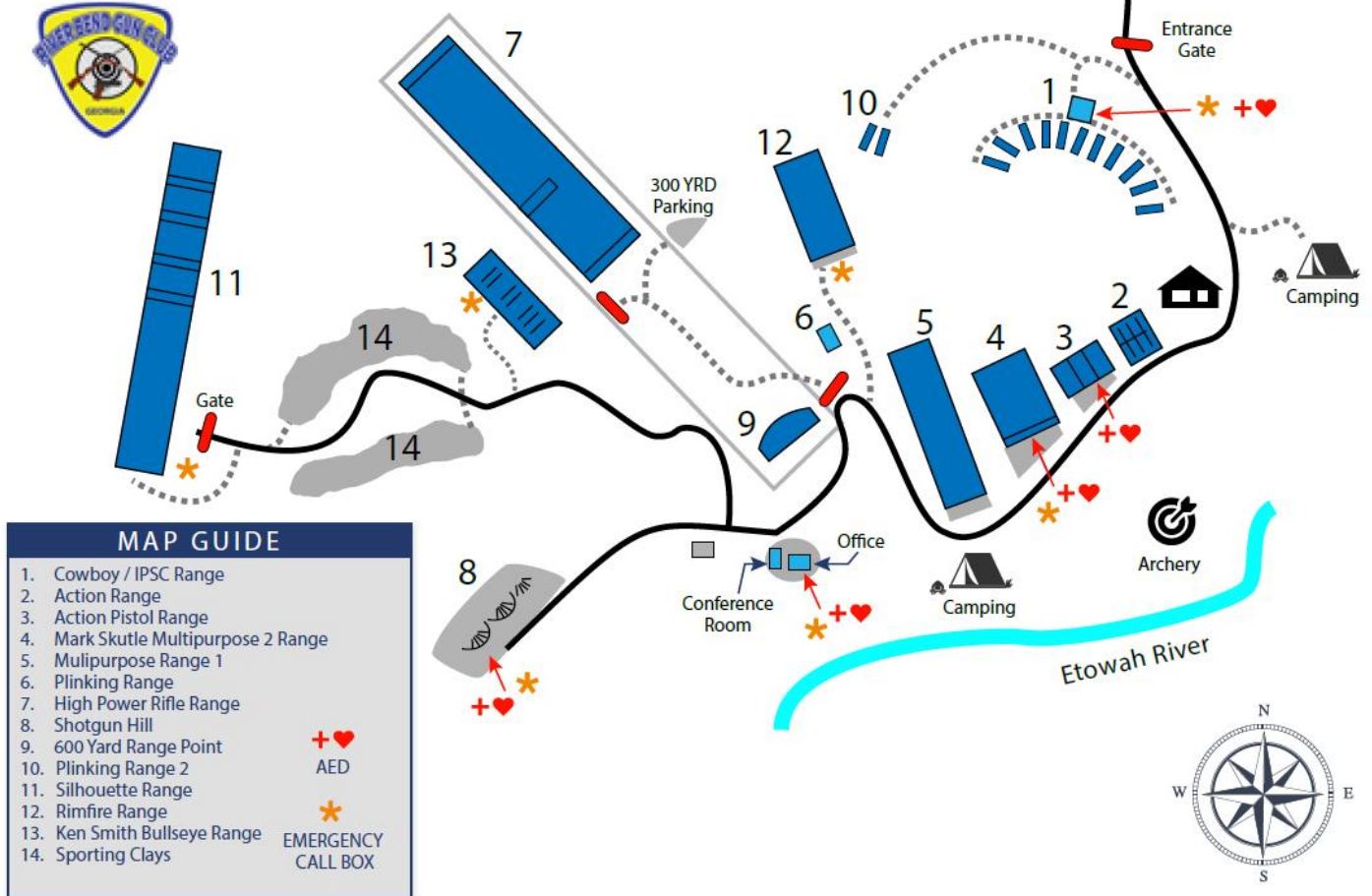
Call or text Doug Bridges 770-313-6001



Please submit classified ads to newsletter@rbgc.org no later than the 28th of the month.
Ads appear for two issues unless additional time is requested.

River Bend Gun Club Road, Dawsonville, GA

GPS Coordinates: N34 20.198 W084 14.819



Shotgun Hill Hours:

OPEN Thursday - Sunday 10am - 6pm last round must begin prior to 5:30 pm

CLOSED Monday - Wednesday

Club Hours:

Club hours are from sunrise to sunset (specific times for specific dates are listed on the RBGC and other weather sites) on all ranges except the shotgun ranges, which are open late on certain days of the week, light and weather permitting (check the website for scheduled days and hours of operation). Evening shooting (until 9:00 p.m.) will be scheduled periodically on the lighted field. Check the website or contact the shotgun Manager for current schedules.

Newsletter Information:

When submitting articles, please remember to include a couple of pictures if possible.

Email to newsletter@rbgc.org **Deadline is the 28th of the Month.**

Copyright © 2023, River Bend Gun Club, all rights reserved.