



The Bullet-IN

River Bend Gun Club is a club for members, founded in 1958.

Issue No. 309

June 2023

2023 RBGC Annual Business Meeting, Picnic and Swap Meet

From my perspective, as Club President and as a club member, the Annual Business Meeting and Picnic were quite well attended and were a success. Much to my disappointment, I was too busy to attend the swap meet. However, several members informed me that the swap meet was also very well attended and was a success.

Erica D'Amico, Club Secretary and her team had a well organized tracking system that produced excellent data for the number of club members who signed in and voted and for their family members and guests. The numbers appear below:

Life Member Tallies:	
Life Members Signed In:	39
Life Member Proxies:	8
Total:	47
Total Life Ballots Cast (Ballots in Box):	46
Life Member Election Results:	
President: Will Owensby	43
Life Director: Kelly Duncan	44
Life Director: Michael Hall	37

Annual and Senior Member Tallies:	
Annual and Senior Members Signed In:	131
Annual and Senior Member Proxies:	54
Total:	185
Total Annual and Senior Ballots Cast (Ballots in Box):	181
Annual Member Election Results:	
Annual Director: Cliff Buckalew	93
Annual Director: Camille Brown	81
Paul van Oudheusden	65
Jeremy Demar	54

Total Members Signed In:	170
Total Guests Attending:	89
Total Members and Guests Physically Attending:	259

(Continued on page 2)

Inside this issue

Annual Meeting Door Prizes	6
Message from the Manager	7
Training Opportunities	8
Official Club Business	9
Scholarship Fundraiser	11
Action Pistol	12
Rimfire Silhouette	14
Rimfire Benchrest	15
NRA Light Rifle	17
June Calendar	19
July Calendar	20
Bench Tech	21
Classified Ads	25
Range Map	36

RIVER BEND 2023 RBGC Annual Business Meeting, Picnic and Swap Meet

(Continued from page 1)



Congratulations to the club's new Life Directors, Kelly Duncan and Michael Hall and to the club's new Annual Directors, Camille Brown and Cliff Buckalew. The rest of the Board and I look forward to working with you and we are excited to reconvene in June and get started.

So many things went well for us all on Sunday. The weather was beautiful with temps in the mid 70's, intermittent clouds in a blue sky, a light breeze and not a hint of rain. T3 Events did a professional job of setting up the big circus tent, the smaller serving line tent and the Moonwalk inflatable attraction for the children. Big D's arrived early and had the food hot and ready to serve when the Annual Business Meeting adjourned at 12:00 PM. Their BBQ pork, chicken and brisket beef were all delicious, there was plenty of Cole slaw and baked beans and the apple and peach cobbler were hot, sweet and tasty. I noticed several members went back for seconds, there was plenty of food and very little food was left over. In addition to the BBQ catered by Big D's, the club

had two new grills going to produce grilled hot dogs and hamburgers and, judging by the line of members and guests, these were also a big hit.

The antiquated PA and sound system the club has used for years is so old that it became unreliable and Bill Goode, Club Manager researched a newer, more efficient system and purchased it last month. The Turbosound ip500 speakers and Behringer 8 channel mixer that Bill purchased from Sweetwater Music Instruments and Pro Audio in Ft. Wayne, Indiana for approximately \$1,700 also included all cables necessary to connect and deploy the system. The speakers are lightweight and are designed to project sound directionally to approximately 70 feet with normal volume. The mixer component board allows multiple inputs from various types of microphones, music players and computers and the speakers have Bluetooth stereo capability. Based on the feedback received from several members and guests, everyone was able to hear the presentations and announcements clearly, even in the back of the tent and outside the tent.



It took a lot of careful planning and hard work to ensure that all the many details necessary for the success of the Annual Business Meeting, Elections, Picnic and Swap Meet were addressed. Many club members, employees and volunteers worked tirelessly to make sure everything went well. While I can name many of them, there are too many to name in this article and it's important that everyone who volunteered knows that your efforts were sincerely appreciated by everyone who attended the events on Sunday, May 21, 2023 and by me, personally. Please accept my sincere and heartfelt thanks for your contributions to these successful events.

(Continued on page 3)

RIVER BEND 2023 RBGC Annual Business Meeting, Picnic and Swap Meet

(Continued from page 2)



There are a few members, employees and volunteers who I would like to thank and recognize.

Erica D'Amico, you've served as the Club Secretary since before I was first elected Club President in May 2018 and I know we can always count on you to ensure a fair election without drama or fanfare.

Pat Elliott-Pugh, as the club's new Chair of the Activities Committee, you survived your first baptism by fire with grace and style. Well done!

Bill Goode, Club Manager, Jim Garner, CRO and Bill Wettingfeld, SG Hill Manager, You gentlemen are always there when needed to handle the tough tasks required to make things run smoothly.



David Norcross, Member Communications Mgr., Linda Horne, Bullet-In Editor and Kim Anderson, Webmaster, you all work together, behind the curtain to ensure the website runs smoothly, the Bullet-In arrives on time and special member communications go out when needed. Linda, congratulations on your special recognition. Thanks to you, the Bullet-In is a work of art and a newsletter that many look forward to reading every month.

Louis Pastras, II, Congratulations on being selected RBGC Member of the Year for 2023. You had some tough competition and you earned the recognition with your ongoing contributions to the club and club members.



(Continued on page 4)

RIVER BEND 2023 RBGC Annual Business Meeting, Picnic and Swap Meet

(Continued from page 3)

Speaking of recognition, the club's sincere thanks go to Martin Bookston, who owns Martin's Firearms located at 800 North Main Street, Su. 200 in Alpharetta, GA 30009.



Phone (678)292-6006. Marty is a club member and this is the third year he has allowed the club to purchase merchandise for the door prize raffle at his cost, plus tax. Thanks to the Board of Directors' generosity in funding the door prizes and to Marty's generosity, we were able to give away the follow door prizes via the raffle ticket drawing. 5 prizes of 200 rounds Magtech 9mm Luger ammo, 5 prizes of 200 rounds PMC X-Tac .556 NATO ammo, 7 prizes of 500 rounds CCI Mini Mag 22 long rifle ammo, 2 Fix-It Multi-Tool kits and 4 Fix-It Multi-Tool kits with adjustable torque sticks. The Board also authorized 2 annual dues certificates be awarded as door prizes.



If you're in the Alpharetta area, near Hwy. 9 and Windward Parkway, please stop into Martin's Firearms and thank him for supporting RBGC. The trip will be worthwhile because Martin's Firearms has an excellent inventory and wide selection of firearms, optics, silencers, knives, ammunition and other really cool stuff that you just may not be able to live without. Marty is an RBGC member who supports the club. Let's do our part and support him.



I also want to recognize John Megel, who owns John Megel Chevrolet in Dawsonville, GA and John Megel Ford in Cleveland, GA. John Megel, his son, Jonathan and several of the dealerships' management team joined RBGC in April. The John Megel Chevrolet team recently assisted the club with the purchase of a second range truck to back up the aging Ford F250 range truck currently in service. The Board of Directors recently approved \$20,000 for the purchase of a used range truck. After researching used truck pricing and availability extensively, Bill Goode worked closely with John Megel Chevrolet to purchase a three year old, Chevrolet Silverado 1500 that is very clean and in excellent condition. The truck the club purchased is probably worth significantly more than the club paid for it and it gives club employees much more flexibility whenever one of the two range trucks is in the shop or if off property with someone running errands.



(Continued on page 5)

RIVER BEND 2023 RBGC Annual Business Meeting, Picnic and Swap Meet

(Continued from page 4)



Two John Megel employees were at the club during the Annual Business Meeting and Picnic displaying a new Chevrolet truck on MP1 and answering questions about John Megel's Ford and Chevrolet dealerships. The John Megel team members who joined RBGC are all avid sportsmen, outdoorsmen and shooting enthusiasts, they gave the club a great deal on the used Chevrolet Silverado 1500 truck recently purchased and I'm sure they would be

happy to work with any club members who are interested in the purchase of a new or used Ford or Chevrolet vehicle. The John Megel team supports RBGC and we should support them. The dealership addresses and contact numbers follow:


John Megel Chevrolet
1392 GA-400
Dawsonville, GA 30534
Phone (706)265-5400

John Megel Ford
2742 US-129
Cleveland, GA 30528
Phone (706)617-6496



I look forward to another successful Annual Business Meeting, Picnic and Swap Meet in 2024. Until then, the Board of Directors and I have our work cut out for us and we're looking forward to another productive year.

—Will



2023 RBGC Annual Meeting Door Prizes

Courtesy of Martin's Firearms, Alpharetta, GA (678)292-6006

CONGRATULATIONS TO THE LUCKY RECEIPIENTS OF THE ANNUAL MEETING DOOR PRIZES

1	Magtech 9mm 200 Rounds (4 Boxes)	Joe Harris
2	Magtech 9mm 200 Rounds (4 Boxes)	Mandy Reeve
3	Magtech 9mm 200 Rounds (4 Boxes)	Matt Taylor
4	Magtech 9mm 200 Rounds (4 Boxes)	Tom Hewett
5	Magtech 9mm 200 Rounds (4 Boxes)	Jerry Long, Jr.
6	CCI Mini Mag 22 Long Rifle 500 Rounds	Samuel Allen
7	CCI Mini Mag 22 Long Rifle 500 Rounds	Dan Wieleba
8	CCI Mini Mag 22 Long Rifle 500 Rounds	Jerry Rioux
9	CCI Mini Mag 22 Long Rifle 500 Rounds	Yen Edwards
10	CCI Mini Mag 22 Long Rifle 500 Rounds	Steve Drenkard
11	CCI Mini Mag 22 Long Rifle 500 Rounds	Kelly Duncan
12	CCI Mini Mag 22 Long Rifle 500 Rounds	Mauro Bissiachi
13	PMC X-Tac 556 NATO 200 Rounds (10 Boxes)	Jonathan Bearden
14	PMC X-Tac 556 NATO 200 Rounds (10 Boxes)	Daniel Shannon
15	PMC X-Tac 556 NATO 200 Rounds (10 Boxes)	Howard Horne
16	PMC X-Tac 556 NATO 200 Rounds (10 Boxes)	Mac McWhirter
17	PMC X-Tac 556 NATO 200 Rounds (10 Boxes)	Rick Goode
18	Fix It Sticks Tool Kit	Danny Arnett
19	Fix It Sticks Tool Kit	Jeremy Demar
20	Rifle Optic Torque Wrench and Tool Kit	Dan Miles
21	Rifle Optic Torque Wrench and Tool Kit	Jeff Adams
22	Rifle Optic Torque Wrench and Tool Kit	Jim Garner
23	Rifle Optic Torque Wrench and Tool Kit	Greg Harris
24	2023 - 2024 Annual Dues Certificate	Michael Rose, Sr.
25	2023 - 2024 Annual Dues Certificate	Cody Breitkerez

Message from the Manager

Hello Fellow Members,

The results are in, and we have a new Board of Directors going into our fiscal year 2023/2024. In case you are unaware, the club officers and board of directors are voted on yearly at the Annual Business Meeting and Picnic. That event occurred on Sunday May 21st, 2023. If you missed the event, you deprived yourself of a wonderful time and an opportunity to mingle with several hundred members of the club we love so much.

During the months that I have been in the position of Club Manager I have witnessed a wave of new members like the club has never seen before. In today's environment more and more people are acquiring firearms. Some for sport and even more for personal protection. Unlike times past when people became members of the club to sight in a few hunting rifles, tune up on shotgun hill before bird season, or practice and compete in their favorite discipline of competition, many are wanting to learn and practice how to defend themselves and their family. For years membership and participation at the club was dominated by male members. Today we are experiencing more Women members and Spouse Badges than ever before. Members are bringing their spouses and children out to introduce them to firearms and how to protect themselves.

We at River Bend Gun Club see the paradigm shift and realize the need for more firearms training and education to keep our club safe and a place where families can enjoy themselves. We have added the **United States Concealed Carry Association** training curriculum to our **National Rifle Association** training curriculum and now have training available for new and experienced shooters to get the training necessary to be responsible gun owners. Keep your eye on the Bullet-In and the Forum for a new training curriculum for youth coming soon.

You will also notice renovations on a regular basis in the coming months. I am dedicated to updating and improving the facilities for all to enjoy. We are organizing clinics on shotgun hill for the fall. This is for members that would like to learn to shoot the shotgun sports without investing in guns and gear before they know if they like it or not. That is just a taste of things to come. We want you to know that we intend to remain the premier shooting facility you joined.

We have also had some members step up to help us in that endeavor. John Megel Chevrolet/Ford has become a sponsor of River Bend Gun Club. They have negotiated a great deal on a new truck for the maintenance department, made repairs to one of our present vehicles and are in the process of having both vehicles wrapped with our logo and theirs. Johnathan Megel told me personally that they would make great deals for all River Bend Gun Club members. If you are in the market for a new or preowned vehicle stop by John Megel Chevrolet/Ford and show them your River Bend Gun Club Badge for the best deal in town. Another member, David Lemcoe, of Lemcoe Precision has sponsored River Bend Gun Club and is offering great deals on shotgun ammo for Shotgun Hill. He has also offered to donate the ammunition for the clinics in the fall. Let's thank these people by using their businesses when looking for products they provide.



Training Opportunities at River Bend Gun Club

Upcoming training classes that should be of interest to you, your family, and guests.

Women on Target Pistol Clinic – Learn to shoot a pistol safely with our volunteer coaches! Clinic includes use of firearms, targets, ammunition, eye & ear protection, lunch, & a goody bag.

Saturday, June 10th

8:30 am to 4 pm

<https://tinyurl.com/4yuhhsns>



NRA Basic Pistol - Ready for the next step? Course covers parts of revolvers and semi-automatic pistols, how ammunition works, the fundamentals of shooting, selecting and maintaining a pistol, open book test, and a pistol qualification. Includes NRA instructional materials, firearms, targets, ammunition, and eye & ear protection.

Saturday, July 8th

8 am to 6 pm

<https://tinyurl.com/2m462znz>



NRA Concealed Carry Weapon - Want to improve your knowledge, skills, and attitude about carrying a firearm for Personal Protection? Course covers Firearm Safety, Basic Defensive Pistol Skills, Drawing from Concealment, Defensive Mindset, Non-NRA Legal, and NRA Qualifying for CCW. The NRA Basic Pistol Course or its equivalent is required to take the CCW course.

Students need to bring personal firearm (.38, 9mm, or greater), 300 rounds of ammunition, strong side holster, sturdy belt, extra magazines & pouches.

Saturday, August 12th

8 am to 6pm

<https://tinyurl.com/2b22kxrf>

If you have questions, please contact Jerry and Kathy Rioux at legacyost@gmail.com

Official Club Business

Highlights of the April 10 2023, Regular Board of Directors Meeting

President Will Owensby presided over a quorum of seven Board members. Also attending were the Club Manager, Assistant Club Manager, three club officers, three life members, eight annual members, one annual member spouse, and one life member spouse. The meeting was convened at 7:00PM on Monday, April 10, 2023. The meeting was held at RBGC's Gene Mowell Conference Center on club property.

A quorum was confirmed, the proposed agenda was adopted, the minutes of the March 13, 2023, Board meeting were approved, and the following officer and manager reports were presented and accepted:

Treasurer Secretary Chief Range Officer Club Manager Shotgun Manager

Board decisions made, actions taken, and items of interest:

- David Norcross presented the Treasurer's report and reported that March FYTD income was \$856K, a decrease of approximately \$2K versus the same period in FY 2022.
- March FYTD expense was \$792K, a decrease of approximately \$51K versus the same period in FY 2022.
- Cash in the bank as of 3/31/23 was \$332,271 including \$100,224 in Capital Reserve Fund and \$42,797 in Scholarship Fund.
- Club Secretary Erica D'Amico reported that the membership total as of April 6, 2023, was 2,321; 94 members more than this time last year.
- The number of Senior Members as of April 6, 2023, was 208; 8.96% of RBGC membership and 4 members more than this time last year.
- There were 10 members on the Life Membership Wait List at the beginning of the April 2023 meeting.
- Chief Range Officer James Garner reported that the Range Use Summary Report for March 2023 totaled 1,745 (1,438 members and 307 guests). This is a 15.5% decrease from last month, and a 14% decrease from this time last year.
- Eighteen venues submitted Match Use Summary Reports for March 2023. Total entries were 696 (271 members, 416 non-members, and 9 juniors). March match income was \$7,755.52 with \$2,265.00 reported to the club.
- New Member Orientation classes were held on March 26, March 27, and April 2 for a total of 44 attendees.
- There were 13 Tac Rifle Certifications, 0 NFA Certifications, 0 Supergun Certifications, and 0 Stop the Bleed Certifications in March 2023.
- Red 4x4 stakes will be installed on AP Bays 1, 2, 3; Cowboy Hill Bays 1, 2, 3, 4, 5, 6, 7, 8, 9, 10, 11; and Center Fire Plinking Bays 1 & 2 to denote the 'firing line' positions. Range Rules will be updated to reflect changes.
- Bill Goode presented the Club Manager's report and reported that the Cowboy Bay 11 sign-in board, shooting table, trash container, and parking curbs were installed and the bay is now open for use.
- The access road to Silhouette target area has been regraded and graveled.
- A load of gravel was spread on AP 4&5 to fill puddle areas and boot scrubbers were installed at the top of the stairs on the AP complex as requested by CRO for safety.
- A new sign-in box was built and installed on the Rimfire Plinking Range.
- A sign-in box and post was repaired and reset on Hight Power 300-yard berm.
- New River Bend Gun Club signs were installed on Yellow Creek Road and Shiloh Road.
- New stairs were installed going to Reiber Bridge that were destroyed by downed tree from storm.
- We received two new shooting benches for the rimfire rifle range with the last two to be delivered next month.
- An order has been placed for AED replacement batteries to update units on schedule for battery replacement.
- Assistant Club Manager Greg Hughes presented the Shotgun Hill Manager's report and reported shotgun range use in March 2023 was 287 shooters (254 members and 35 guests). 1,297 rounds were fired during March with 45 cart rentals.

(Continued on page 10)

Official Club Business

(Continued from page 9)

Total March revenue to the club was \$10,001.00.

- Member Communications Manager David Norcross reported that the April 2023 Bullet-IN reached 2,343 recipients with 2,339 successful deliveries (99.8%). Open rate was 1,696 (72.5%) and 706 (30.9%) members clicked through the newsletter.
- The 2023 Annual Meeting Announcement was delivered to 2,339 recipients with 2,337 successful deliveries (99.8%). Open rate was 1,601 (68.5%) and 156 (6.7%) clicked through.
- The Board approved 32 new members.
- The Board approved \$30,000 for the Cowboy Hill Bay Floor Renovation for Bays 3, 4 & 6. The Steel Challenge venue donated \$3,000.00 to the project, and the USPSA venue donated \$20,000 toward the project. Total cost for the project is \$51,150.00.
- The Board approved Christiaan Johnson as a member of the Membership Committee.
- Range Committee Chairman Jim Garner reported that the annual Range Committee meeting will convene on Sunday, August 13, 2023, at 9AM in the Gene Mowell Conference Center. Registration is required.
- Activities Chairman Pat Elliott-Pugh present the details of the Annual Picnic preparation. All is going according to plan and is on schedule.
- Infrastructure Committee Chairman Bill Good reported that Kings III completed service call and repairs were made to Silhouetter, Bullseye, and MP2 call boxes on 3/6/23. All boxes have been reported working since then.
- Will Owensby reported that he has submitted to Dawson County the application for the Land Conservation Status. It has been requested that 34.243 acres remain in Conservation Status and 20.74 acres be withheld from Conservation Status.
- Range Maintenance Committee Chairman Steve Hardin reported that the Baffles of Bullseye Range are rotting already; they are only 5 years old. The wood used was not pressure treated. Estimates will be obtained for repair/replacement.
- Scholarship Committee Chairman Ernie Knoche reported that Grace Beardsley is receiving the scholarship award.
- The Scholarship Committee is putting together a Fun Shoot on Shotgun Hill to raise money for the Scholarship Fund. The Fun Shoot is scheduled for Saturday, June 24, 2023, from 10AM-1PM. The cost is a \$30 donation for a round of Wobble or 5-Stand. There will be lunch and a raffle. Fun Shoot is open to members and non-members.
- Training Committee Chairman Jerry Rioux reported that the Training Committee met on Saturday, April 8.
- CPR and Stop the Bleed courses will be offered every other month by Jeff Fegreus.
- Tactical Rifle Certification is offered the 1st and 3rd Saturdays of the month.
- Training dates for 2024 need to be compiled by July for inclusion in the Range Meeting in August.
- The next Training Committee meeting is scheduled for Saturday, June 10, 2023, at 3PM in the Gene Mowell Conference Center.

Regular monthly Board meetings are called to order at 7:00 PM on the second Monday of each month in the Gene Mowell Conference Center. RBGC members and families are cordially invited to attend.

Official Club Business

Membership Statistics

	APR 2023	MAR 2023	APR 2022
Annual and Non-Resident Members	1,919	1,890	1,830
Life Members	188	188	187
Senior Members	208	206	204
Honorary Members	6	5	6
Total Active Members	2,321	2,289	2,227

New Members Approved

Jeff Adams, Atlanta
Larry Bazelaïs, Marietta
Shawn Boyd, Dawsonville
Hal Clemmer, Alpharetta
Bryant Corral, Gainesville
Alex Davenport, Canton
Alex Davidovici, Cumming
Gary Forlenza, Atlanta
Roger Fugett, Cumming
Kyle Green, Dawsonville
Michael Hallstrom, Cumming

Butch Hinton, Cumming
Joe Hwang, Alpharetta
Kevin Jenny, Marietta
Mike Jones, Cumming
Richard Keeline, Cumming
Chuck Kelly, Roswell
Chris Kytle, Marietta
John Megel, Cumming
John Megel, Sr., Dawsonville
Jeff Moore, Dawsonville
Peyton Park, Berkeley Lake

Anthony Pecoraro, Cumming
Bob Pikowsky, Marietta
Stas Plagov, Cumming
Luke Ralston, Cumming
Eric Reith, Milton
Mel Seamster, Brookhaven
Dustin Seay, Ballground
Mike Stauffer, Cumming
Chris Welchel, Marietta
George Yankopolus, Canton



Scholarship Fundraiser on Shotgun Hill

Saturday June 24th 10:30 to 1:00

Safety Meeting 10:30

Lunch at 1:00

\$30 donation includes either one round of five stand or wobble trap.

Lunch is included along with a raffle ticket for some give aways.

This event is for members and non-members alike, so bring your friends.

Once you have finished this event, feel free to stay and shoot some more at regular Shotgun Hill rates.

Being part of this event does not give non-members access to the rest of the club unless accompanied by a member.

Range Safety Officers will be on site.



Action Pistol—All Steel Match

Spring was in full effect and we had great weather welcoming sixty-three Action Pistol Competitors for our May match. With the great turnout we had eight first time shooters filling out the squads.



Bay 1 Instant Regret! began the match with a new challenge, we had a “Enhanced Penalty” No Shoot and a “No Shoot Reset” target. Everyone had to slow down on the Texas Star to avoid the No Shoot. There was much rejoicing when the stage designer hit the “Enhanced Penalty” No Shoot!



Bay 2 Blame Some Other Guy Limited shots on poppers! No Shoots on the swinger! Every shooting position has different round counts! Oh my! Unlike Bay 1 you need to blame some other Guy for having to remember everything on this stage.



(Continued on page 13)

Action Pistol

(Continued from page 12)

Bay 3 Take Cover Shooting from behind barrels and through holes in walls. Again targets have different rules with some steel sprinkled in just for fun, I'm sure no one got confused by this one.



Our Action Pistol traditions continued after the Bays were cleared with a great grilled lunch and far more desserts than should be allowed for those of us on a diet. The match was topped off with door prizes of ammo, EDC lights, and backpacks.

Thanks again to everyone for coming out and a special thanks to the Action Pistol RO's and Support Team who help set up, get us going and keep us safe and organized.

**OUR NEXT ACTION PISTOL MATCH IS
June 17th**

Rimfire Silhouette Match

The second match of the Rimfire Silhouette summer project has been completed.

The day started off with some light sprinkles about 7am continuing to about 8am. This was a bit concerning as the forecast for the area was rain expected mid-afternoon. The sprinkles left the area when range setup was started and the remainder of the day was very pleasant, with light wind and overcast skies keeping the temperature just about perfect.

Official Match Director Don Coleman is still recuperating from prior surgery, so he was not able to attend the match. Chris Sagar filled in as Acting Match Director for the event.



Participation for the match was a bit concerning. As of 8 am, no competitors had shown up. Shortly after, 4 shooters arrived for the match: Kirk Swanson, Al Dunn, Alan Rauber and Bob Morris. This was enough to have one animal color set up. Kirk Swanson convinced the Acting Match Director to use his extra Ruger Precision rifle and shoot in the match. The gauntlet was picked up and we had 5 competitors. Two color sets of animal targets were set up on the range.

At the end of the Hunter Rifle match, Kirk Swanson had a very good score of 24 for first place. Bob Morris came in second with a score of 16.

After taking a short break, we held the Standard Rifle match. After all the rounds were sent down range, Kirk Swanson was again in first place with an excellent score of 29. Second place was tied at 13 between Al Dunn and Bob Morris. All the equipment had been put away, so we resorted to a coin toss to break the tie. The tie breaker went to Al Dunn for 2nd place with a score of 13.

Notably, we had THREE “x in a row” strings shot. These are for shooting 5 or 10 targets in a row. In the Hunter Rifle match, Kirk Swanson had a 5 in 5 (5 hits with 5 shots) on the TURKEY targets and Al Dunn had a 5 in 5 on the RAM targets.

In the Standard Rifle match, Kirk posted a 10 in 10 on the PIG targets. Congratulations to Kirk and Al on the outstanding achievements. The award for these is an NRA official pin showing the string and animal. For this, Kirk gets a 5 TURKEY pin and a 10 PIG pin and Al gets a 5 RAM pin. Unfortunately, we don’t have the 10 PIG pin and will order one for Kirk.

[Rimfire Silhouette](#) is a sport where we shoot at metallic animals to knock them down. We shoot chickens at 40 meters, pigs at 60 meters, turkeys at 77 meters and rams at 100 meters. If you want to try some fun and challenging shooting, come out and shoot with us.

The next match will be on June 17. Our shooting schedule is the 3rd Saturday of each month thru October.

Complete match results are below.



Hunter Rifle 5/20/2023

Competitor	Class (Adult/Junior)	Chicken	Pig	Turkey	Ram	Total
Kirk Swanson	A 1st place	4	7	8	5	24
Bob Morris	A 2nd place	6	4	5	1	16
Al Dunn	A	3	4	1	7	15
Chris Sagar	A	5	3	2	1	11
Alan Rauber	A	2	4	2	2	10

Standard Rifle 5/20/2023

Competitor	Class (Adult/Junior)	Chicken	Pig	Turkey	Ram	Total
Kirk Swanson	A 1st place	8	10	4	7	29
Al Dunn	A 2nd place (tie brkr)	2	5	3	3	13
Bob Morris	A	2	3	3	5	13
Alan Rauber	A	4	3	2	3	12
Chris Sagar	A	1	1	3	0	5

Rimfire Benchrest Match

Twelve shooters were on-hand for the out-of-cycle May Rimfire Benchrest Match. Scheduled to accommodate the Black Hawk Open, the May Rimfire Benchrest match is typically held early in the month than its regularly scheduled fourth Sunday. This year, the course of fire was four cards at 100 yards with all classes firing on the same target – the IBS 200-yard Hunter target.

The day began with gray and slightly foggy conditions which gave way to bright sunshine with variable winds. While frustrating, the winds were shootable with three shooters firing clean targets and multiple others scoring 248 or higher with four and five X's.

After the safety briefing, the 10-minute sight-in period got underway at 9:30, followed by the first record card.

With only one Unlimited class shooter present, there was little drama in the class results. Without sufficient shooters to form a class, Simon Bailey posted an aggregate 997-18X (out of 20's possible) to finish as Lonesome Unlimited, a finish position that does not have a monetary prize.



Four shooters made up the factory class, with George Wilson, using his 1950's vintage Remington Model 37, jumping out to a two-point lead over Alan Rauber and his 1950's vintage BSA International, 245-1X to 242-1X. After the first card, Wilson improved slightly while Rauber slipped slightly. Wilson Posted a pair of 247's followed by a 241 to finish as 1st Factory with a 980-6X aggregate to Rauber's final 955-9X.

In the Precision class, Dave Rabin with his Anschutz 1913 jumped out to an early lead with a 249-5X over Ken Bowles 246-2X effort using his CZ 457 and Lilja barrel, Steve Hickom and his Kimber 82G posted a 245-3X and Bob Morris and his modified CZ-457 fired a 245-2X. The second stage saw Rabin fire a 250-2X to hold onto 1st , while Bowles maintained 2nd with a 243-1X. First time shooter Tom Brakebill, with his Kimber 82G, fired a 246-2X to move into 3rd.

After the third stage, Rabin had a solid lead with a 748-12X aggregate. Steve Hickom moved into 2nd with a 731-11X aggregate over 3rd place Brad Garrett's 729-6X.

The final stage saw Rabin post a 249-2X to secure 1st Precision with a 997-14X. Hickom finished strong with a 250-4X to secure 2nd Precision, while Garrett secured 3rd finishing with a 245-2X.



Rimfire Benchrest Match

Congratulations to all winners:

Simon Bailey	996-18X	Lonesome Unlimited
Dave Rabin	997-14X	1st Precision
Steve Hickom	981-15X	2nd Precision
Ken Bowles	974-8X	3rd Precision
George Wilson	980-6X	1st Factory



After the match, the benches were moved off the firing line to make room for the Black Hawk and then the prize money and congratulations were awarded. Everyone had a great time and are looking forward to next month. Please see the [Rimfire Benchrest](#) page of the website for the full match results.

The next match will be on Sunday, June 24th, 2023. The match format will return to four cards fired at 50 yards fired on the class appropriate target. Bring your 22lr rifle, a bi-pod or rest, a rear bag some decent ammo and come join in! It's a fun event and a great way to sharpen you wind and bench shooting skills.



NRA Light Rifle

May 2023 Match Report

While not the highest scoring match ever, the second match of the 2023 River Bend NRA Light Rifle season was certainly close and exciting with several places separated by only a point. The match was held under cool gray skies with almost no wind – almost perfect conditions. Ten shooters were on-hand with two youth shooters, one returning from a long hiatus.

After the usual safety briefing and review of the match procedures, firing commenced by 9:30 with the usual ten-minute sight-in period. Shooting for record then commenced.

As in the April match, Brad Reynolds started out well by firing an 88.0 and an 89.01 to hold first place after the second stage by one point over Mauro Bisiacchi's 86.0 and 90.0 efforts. Junior Xander Massengill, steadily improving with each match, posted an 88.01 and an 85 to move into third place. Brads better half, Beth Reynolds, also starting out well moved into 1st Marksman with a 172.01 snd stage aggregate, one shot ahead of David Massengill.



The next two stages resulted in a shake up in the standings as Bisiacchi posted a pair of 89's to move into 1st place with a 354.0 aggregate. The Reynolds family continued to do well, with Brad Reynolds holding 2nd place with a 351.01 and Beth who shot a match high 93.0 in the 4th stage to tally a 346.01 and move into 3rd place overall.

Xander slipped one point behind Beth to move into 1st Marksman five points ahead of dad, David, while Paul Lemley slowly and surely climbed the leaderboard another six points back.

The final two stages resulted in a final change in leaders, with Xander posting his first ever score over 90 with a 91.0 followed by a 91.01 to secure first place with a 527.04 aggregate. Brad Reynolds held on to second place only one point back at 526.01. Bisiacchi suffered a slight setback in the 5th stage but managed to take third place with a 520.0.

Beth Reynolds also finished well and secured 1st Marksman just one point out of a podium finish with a 519.02. Paul Lemley continued his climb securing 2nd Marksman with David Massengill finishing in 3rd Marksman posting a 72.0 and a 74.0.

(Continued on page 18)

NRA Light Rifle

(Continued from page 17)

Congratulations to all winners:

Xander Massengill	527.04	Match Winner
Brad Reynolds	526.01	2nd Place
Mauro Bisiacchi	520.00	3rd Place
Beth Reynolds	519.02	1st Marksman
Paul Lemley	494.00	2nd Marksman
David Massengill	486.01	3rd Marksman

Please see the [Light Rifle Venue](#) page of the website for the full results.

Thanks to Fran Bailey for Stat office duties and to everyone for helping with setup and teardown.

The next Light Rifle match will be on Saturday, June the 3rd with first shot downrange at 9:30 AM. The match will be a pair of 30 shot any sight matches fired at 50 yards with an unfired 60 shot aggregate.

We look forward to seeing you here.



June 2023						
Sunday	Monday	Tuesday	Wednesday	Thursday	Friday	Saturday
				1 Cowboy Hill (CB) Bay 2 is Closed	2 Cowboy Hill (CB) Bay 2-7 is Closed	3 Cowboy Action NRA Light Rifle 200 Yard Rimfire Match HP Range Defensive Shooting Fundamentals Class - -- CANCELED Tactical Rifle Certification
4 IDPA Match RBGC Precision Rifle Match	5	6	7 IDPA Weeknight Match Gear and Gadgets Class Conference Room Reserved - 5:00pm to 9:00pm	8	9	10 Centerfire Benchrest High Power XTC Match ICORE Match High Power Silhouette Match NRA Women On Target Conference Room Reserved - 3:00pm to 4:00pm - Training Committee Meeting Conference Room Reserved - 5:00pm to 7:00pm - Activities Committee Meeting
11 High Power 3X600 Match Steel Challenge	12 Board Meeting	13	14 IDPA Weeknight Match	15	16 AP Bays 1 - 5 Closed at 2pm for AP and MultiGun Match Set-up	17 Action Pistol Hunting Rifle Shoot - HP Rimfire Silhouette Match Cowboy Bays 1 through 6 Closed from 9:00am to 1:00pm for USPSA Setup Tactical Rifle Certification
18 Bullseye Match MultiGun Match	19	20	21 IDPA Weeknight Match	22	23	24 USPSA Match 100 Yard Match/Clinic Buffalo Rifle Match Smallbore Rifle Prone Match AR-15 Fundamentals Class - Conference Room and AP Bay 5 River Bend Scholarship Fun Shoot On Shotgun Hill - 10:30am to 1:00pm - \$30 Donation
25 New Member Orientation Meeting Rimfire Benchrest Match Steel Challenge PRACTICE - CB 4 & 5	26	27	28 IDPA Weeknight Match	29 Cowboy Hill (CB) Bay 2 is Closed	30 Cowboy Hill (CB) Bay 2-7 is Closed	

Events on calendar are subject to change.
Please visit: <https://www.rbgc.org/> for the most current events.

July 2023

Sunday	Monday	Tuesday	Wednesday	Thursday	Friday	Saturday
						1 NRA Light Rifle State Match Cowboy Action
2 IDPA Match RBGC Precision Rifle Match	3	4 Independence Day	5 IDPA Weeknight Match Concealed Carry and Home Defense Fundamentals Conference Room Reserved - 5:00pm to 9:00pm	6	7	8 Centerfire Benchrest ICORE Match High Power XTC Match NRA Basic Pistol Class
9 High Power 3X600 Match Steel Challenge	10 Board Meeting	11	12 IDPA Weeknight Match	13	14 AP Bays 1 - 5 Closed at 2pm for AP and MultiGun Match Set-up	15 Cowboy Bays 1 through 6 Closed from 9:00am to 1:00pm for USPSA Setup MP2 Closed After 4:00PM for MultiGun Match Setup Action Pistol Hunting Rifle Shoot - Silhouette Rimfire Silhouette Match Tactical Rifle Certification
16 Bullseye Match MultiGun Match On Action Bays and MP2	17	18	19 IDPA Weeknight Match	20	21	22 USPSA Match *CANCELLED* Buffalo Rifle Match *CANCELLED* 100 Yard Match/Clinic Smallbore Rifle Prone Match
23 IDPA Georgia State Match -Set Up CB Hill Bays 1-7 New Member Orientation Meeting Rimfire Benchrest Match Steel Challenge PRACTICE - CB 5 & 6	24 IDPA Georgia State Match - Set Up CB Hill Bays 1-7	25 IDPA Georgia State Match - Set Up CB Hill Bays 1-7	26 IDPA Georgia State Match -Set Up CB Hill Bays 1-7 IDPA Weeknight Match	27 IDPA Georgia State Match -Set Up CB Hill Bays 1-11	28 IDPA Georgia State Match FAL Match Set-up on High Power and MP 2	29 IDPA Georgia State Match FAL Match - MP2 and HP Range Browning Hi Power Side Match - AP 3 NRA RSO Training Course - Mowell Conference Room
30 IDPA Georgia State Match	31			<div> Events on calendar are subject to change. Please visit: https://www.rbgc.org/ for the most current events. </div>		

Bench Tech—Chapter 7: Fine Tuning Rifle Brass to Produce Better Accuracy

Part 1 – The Easy Stuff

Due to our country's legal environment, your receipt of this article and any use you make of the information in this article are subject in every respect to the limitations and conditions language at the end of the article.

I believe strategically full-length resizing rifle brass in conjunction with periodic annealing can produce the best ammunition consistency returns for the time expended, regardless of the shooting venue. These fundamental steps also serve as the foundation for additional reloading procedures that also successfully produce incrementally better ammunition consistency/ accuracy.

Both annealing and strategic full-length resizing occur as initial steps in the reloading process, followed by case trimming and chamfering. There are simple things that can be done after trimming that improve ammunition consistency to further enhance the prospect of better accuracy. These simple steps are presented in this chapter. If you choose to implement the modified/supplemental brass resizing methods that will be presented in a subsequent chapter, the following steps should be considered necessary to max out the benefit of these modified resizing methods. This chapter also presents brass preparation steps to enhance ammunition consistency that are typically performed prior to fire forming, but can also be done to your current brass if you so choose.

Be Advised: Implementing the reloading procedures presented in this chapter and all subsequent chapters will likely change both the point of impact on the target (may have to rezero) and the group size. In terms of group size, “change” could be either better or worse..... but you should be prepared for “worse”. As such, I expect some load tuning could be required, such as powder charge/seating depth adjustment. I also expect that the group obtained after such tuning will be consistently smaller than the original one.

Picture 7-1 depicts the tools and equipment that will be discussed in conjunction with the procedures presented in this chapter. Top to bottom:

- flash hole deburring tool
- primer pocket uniforming tool
- VLD inside neck chamfer tool
- case chuck with appropriate shell holder
- outside neck chamfer tool
- 000-steel wool
- bronze brush wrapped with 000-steel wool

Flash hole deburring tool: this tool is used to remove flash hole “brass boogers” that can be present inside the case on its base, caused during fabrication of the flash hole. These “boogers” act as fins that cause variable flame fronts from primer ignition. These variable flame fronts cause variable pulse. American-manufactured brass typically have flash holes that are punched. Accordingly, all have “boogers”, some of which are really nasty. Scandinavian/European brass have flash holes that are drilled, but occasional, modest “boogers” can be encountered.

Deburring flash holes is a one-time step. Insert the tool into the case mouth and place the cutter in the flash hole. Center the tool in the case mouth and turn the tool by hand until the cutting action feels smooth. Any flash hole deburring tool should have provisions for centering the tool in the case mouth and limiting the cutting depth.

I consider flash hole deburring a worthwhile brass preparation step for all shooting venues, and fundamental for target venues. For velocity extreme-spread freaks (you know who you are), this step should be considered mandatory.



Picture 7-1

(Continued on page 22)

Bench Tech—Chapter 7: Fine Tuning Rifle Brass to Produce Better Accuracy

Part 1 – The Easy Stuff

(Continued from page 21)



Picture 7-2


Primer pocket uniforming tool: this tool is used to cut a square-bottomed primer pocket to a uniform depth. All brass, regardless of origin, have variable-depth and rounded-bottom seating surfaces. Using this tool provides a uniform, orthogonal surface to the firing pin axis, a flush surface onto which the primer can be seated/uniformly supported, and uniform firing pin travel necessary for a consistent pulse.

Primer pocket uniforming is a one-time step that I believe should be done after fire forming. Unless you are into masochistic rituals and are related to King Kong, uniforming primer pockets should be done with a drill. Chuck the cutter into a drill, and use a chamber-specific case holder to enable a better grip on the case. (Picture 7-2) Use a magic

marker and fully color the case rim. Insert the cutter into the primer pocket and rotate the cutter on the drill's low speed. Continue to cut until a uniform, circular section of the case rim has had the magic marker color worn away. (Picture 7-3)

Primer pocket uniforming should be considered a fundamental brass preparation step for all benchresters and all target shooters in competitions with targets beyond 300 yards. For velocity extreme-spread freaks, again consider this a mandatory step.

VLD inside neck chamfer tool: this tool is used to ease the transition surface on the inside of the case mouth to reduce bullet jacket trauma during seating. The shallow-angle cutter chamfers the neck to reduce the potential for scoring the bullet's bearing surface, particularly if a steel wool polish of the case neck's interior is performed (process subsequently discussed). Some scoring of the bullet's jacket is inevitable from seating, and the intent of this step is to limit its severity and extent.



Picture 7-3

In my opinion, the preferred way to chamfer the neck's interior is by hand. The shallow cutting angle of the tool results in an aggressive cutting rate that can be difficult to control otherwise.

After the case has been trimmed, inset the cutter into the case mouth. Slowly rotate the cutter, and continue to rotate until the cutting action is judged to be smooth. From four to six “turns of the wrist” (not complete, 360 degree turns of the tool) are typically required for an initial chamfer; from two to four are typically required thereafter. The resulting chamfer surface should be easily visible to the naked eye, and a suggested width should be on the order of 0.030 to 0.050 inches.

Power trimmers can have adjustable chamfer cutters that produce indeterminant chamfer angles. I believe a follow-up, inside neck chamfer with a VLD tool is a worthwhile, supplemental step. Furthermore, I believe inside neck chamfering with a VLD tool is worthwhile for all shooting venues.

Case chuck with case-specific shell holder: this tool is used in conjunction with (among others) the outside neck chamfer tool and the 000-steel wool.

Outside neck chamfer tool: this tool is used as “standard practice” to chamfer the outside of the case neck after trimming. However, based on one “how to” video from a prominent vender, I suspect that most folks do not chamfer the outside of the case neck to what I believe is a sufficient extent simply because they do it by hand. In my opinion, the outside chamfer width should also be about 0.030 to 0.050 inches to facilitate resizing the neck, particularly if a neck-sizing bushing is used.

(Continued on page 23)

Bench Tech—Chapter 7: Fine Tuning Rifle Brass to Produce Better Accuracy

Part 1 – The Easy Stuff

(Continued from page 22)

Crafting a chamfer of the suggested width range is easily accomplished by first chucking the brass in the case chuck, then turning the brass on the low speed of a drill while using the chamfer tool. A three-count is typically satisfactory for producing the suggested width range.

000-steel wool: this material is used to remove any residual brass kerf caused by the chamfering process and then transition blend both inside and outside chamfers on the case neck. 000-steel wool is a reasonable compromise between cutting and polishing.

While the case is still in the case chuck, clean/polish the outside neck and shoulder area of the case. I typically use a three to six-count at low speed.

Bronze brush wrapped in 000-steel wool: this is where old, caliber-specific bronze brushes go to die. Chuck a 000-steel wool-encased brush into a drill and insert the brush into the case mouth. Rotate the brush at low speed. Hold the drill steady while cycling the case back-and-forth.

Hot Tip: Unwind a pad of steel wool and tear it into chunks no more than three to four inches long. Divide the chunks in half, thickness-wise. From this divided chunk, further tear off a strand about ¼ to ½ inch wide (Picture 7-4). Progressively thread the strand onto the brush as it rotates at a very slow speed. Increase the steel wool thickness with additional strands until all the bronze bristles have been covered. Refresh as necessary. As you cycle the case mouth back-and-forth over the brush, hold it over a trash container to catch the steel wool waste.



Picture 7-4

For many of you, one simple back-and-forth cycle of the case neck to remove any residual kerf can be considered sufficient simply because polishing case neck interiors is tedious and a time black hole. In my opinion, benchresters and long-range target shooters will be well-served by polishing the case neck interiors to a consistent sheen.

Doing so enhances neck tension uniformity

(as confirmed by my mad-science, instrumented load cell testing performed while seating bullets).

An attendant benefit of polishing case necks is it also reduces the degree of bullet scoring caused by the seating process. I believe the degree and extent of bullet scoring likely affects bullet concentricity. Conceptually, variations in concentricity caused by scoring result in subtle, varying degrees of down-range bullet yaw that affect the bullet's point of impact (POI). Any such variations in POI can be considered inconsequential for most shooting venues, but may not be when group sizes are measured to the nearest 0.0001 inch.

Unless you seat bullets with an arbor press with about a 4-inch handle and religiously measure bullet seating depth to the nearest 0.001 inch, you have no real appreciation for the variability in seating force (neck tension) that is typically encountered when seating bullets into unpolished case necks. If you haven't already played an irrevocable BS card to this neck polishing notion, I invite you to slowly polish a couple of case neck interiors and assess what you discover. By slowly, I mean take no more than one back-and-forth pass of the brush at one time. After each brushing cycle sequence, view the case neck interiors with a strong light. The sheen should initially be noticeably variable, indicating both a variable (undulating) brass neck surface due to variations in the case neck thickness and vertical striations (gouges) in the brass caused by the expander ball used with a full-length resizing die. With continued cycling, the sheen should become progressively brighter and more uniform as the higher surfaces within the neck are worn down so that the majority of the surface is in contact with the brush. Polishing case neck interiors to a consistent sheen is a

(Continued on page 24)

Bench Tech—Chapter 7: Fine Tuning Rifle Brass to Produce Better Accuracy

Part 1 – The Easy Stuff

(Continued from page 23)

back-handed, poor man's way of inside neck reaming to achieve a more consistent/uniform brass-to-bullet contact area, resulting in a more uniform neck tension.

Still skeptical? (I suspect most of you are, with added comments concerning someone's esoteric picking of nits) If so, seat several bullets in both polished and unpolished resized case necks. As best you can, qualitatively assess the effort and variability of effort needed to seat the bullets in polished vs unpolished case necks. Extract the bullets and assess the degree of bullet scoring associated with polished vs unpolished case necks. Based on these tactile and visual assessments, you can make an informed decision on whether polishing the interior of case necks will likely have any tangible accuracy benefit based on your shooting venue and if the anticipated time required to polish the neck interiors is worth it. All the targets presented in the previous chapters were shot using brass with polished necks.

Limitations and Conditions of Use: Bench Tech articles are primarily about how to refine/augment the hand-loading techniques you already use to obtain better accuracy from your center-fire rifle. They are offered under the stated premise that the reloading procedures you are well acquainted with and currently use strictly follow manufacturers' published safety recommendations and protocols. In implementing any techniques in Bench Tech articles, you acknowledge that reloading ammunition and shooting firearms can be dangerous and potentially life-threatening, and that you and you alone are strictly liable and accountable for any and all errors, omissions, and breaches in published safety protocols. Furthermore, the techniques and methodology that have been described in this article should not be considered best practices, nor do they adhere to any standard of practice or care. Bench Tech articles and any communications with me concerning the subject matter of the articles (or any other shooting-related topic(s)) are experimental in nature, since they are the results of my own exploratory investigation into these subject matters. Specific tools and the actual means and methods you select to implement any reloading or shooting technique presented in a Bench Tech article will be solely your decision and the resultant outcome your responsibility. It is an expressed precondition to your receipt of my Bench Tech articles and any related information or communication that you agree as follows: Neither RBGC nor I will be liable for any and all outcomes of that implementation, and you irrevocably waive any and all claims as to me or RBGC or the Board or members of RBGC on behalf of yourself, your representatives and your estate.

—Scott Fletcher

*It is not just a flag, it is the
symbol of our National Pride,
our glorious History and our
Freedom. Happy Flag Day!*



Classified Ads

For Sale—Reloading powder

Contact Revo@nym.hush.com. I can meet you at RBGC most days.



IMR SR4759 is a bulky powder that really shines as a reduced load propellant for rifle cartridges. Its large grain size gives good loading density for reduced loads, enhancing velocity uniformity.

This powder was a favorite for Rife reloaders but has been discontinued by the manufacturer.

Last chance to get it.

5 - 1lb bottles all for \$125

IMR 4227 is the Magnum Pistol Powder in the IMR lineup. If it says Magnum, IMR 4227 is the choice for true magnum velocities and performance. In rifles this powder delivers excellent velocity and accuracy.

Midway USA Reviews are awesome for use in 300 blackout, 30 carbine, 38, 357, 41, 44, 45 Colt, 454 Casull, 480 Ruger, 45-70 and others

1 - 8 lb jug \$275 (Hodgdon site price is \$376.99)



Reloder 10x is one of the best choices for light bullet applications in .222 Rem, .223 Rem .22-250 Rem and key bench rest calibers. Also great in light bullet .308 Win loads.

1- 1lb bottle \$40 (Midway site price \$59.99)

Pistols For Sale



Raven MP-25 .25ACP

Moderate condition due to age. Less than 200 rounds fired.

2 magazines
\$100



Ruger P95 9mm

Excellent condition with laser sight and 3-magazines.

Fired less than 500 rounds
\$350



S&W 22A-1 22LR

Excellent condition with less than 200 rounds fired.

3-magazines
\$300

I'm Jeff, and you can call or text me at 678-367-5448 or email jeff@cwsa.biz for more pictures and information.

Classified Ads

For Sale

HERTER'S shooters stand/seal. Fully collapsable and portable.

Used three times, Mint condition. \$125



Sporting Rifle W/ case, Excellent condition \$1800 OBO

Upper is 26" top-of-the-line White Oak Armament Match rifle upper

Lower is Palmetto State Armory with upgraded components including

Geisele SSA-E trigger

Rifle length buffer with Magpul PRS Gen 3

Precision Adjustable Stock

Mueller Scope, scope mount, bipod

Contact Barney Dwyer

Text 678-923-9617

Email bcottond1@gmail.com



For Sale Thompson Center Contender Barrels & Stock Set

- 10" MGM Bull 25-20 WCF w/sights -\$300
- 12" TCA Octagon 38 Special scope model (no sights) - \$350
- 14" T/C Bull 22 K-Hornet w/sights (re-chambered by MGM) - \$325
- 22" MGM Bull 22 K-Hornet scope model (no sights) - \$375
- 24" MGM Bull 222 Rem scope model (no sights) - \$375
- Contender G II Carbine stock set by Boyds', laminate - \$175

All items are in excellent condition with very little use.

Reloading dies, ammo, brass, bullets, scopes and scope mounting items for all are available separately. All purchases F-T -F at RBGC.



Contact Ron email: RFD AHL45@gmail.com

ph: 770-928-7820

Classified Ads

For Sale:

Mossberg 20-gauge pump shotgun, raised ventilated rib, 5 shot. Gun has plug limiting it to 3 shots. Original owner not used much. Asking \$275.

Ron Hagey 404-226-5424.



For Sale

All purchases F-T-F at RBGC .

Contact Ron email: RFDAHL45@gmail.com

ph: 770-928-7820

Powder <i>All for \$80</i>				
Mfr	Type	WT	Qty	Price
Hodgdon	CFE223	0.5 lb	1	\$8
Hodgdon	LilGun	0.5 lb	1	\$6
Alliant	2400	1 lb	1	\$30
Hodgdon	H4198	0.5 lb	1	\$6
Hodgdon	H322	1 lb	1	\$40
IMR	700X	Full-14oz	1	\$20
Black Powder <i>Both for \$40</i>				
Mfr	Type	WT	Qty	Price
Superfine Pwdr	FFg	1 lb	1	\$25
Superfine Pwdr	FFFg	1 lb	1	\$25

Reloading Eqpmt			
Mfr	Type	Qty	Price
Lee	Case "Hand" Trimmer	1	\$12
	Trim Gauges (38spl,357,7mmTCU)	3	
Hornady	Neck Turner 041222	1	\$30
RCBS	Stuck Case Remover 9340	1	\$9
Lyman	X 4 Shell Holder	1	\$9
Reloading Dies			
Mfr	Type	Qty	Price
Hornady set	222Rem #546224 (a)	1	\$50
Hornady set	222Rem #546224	1	\$30
Hornady set	38/357 #546527	1	\$35
Hornady	22 Cal Seating #044102 (a)	1	\$40
Lee set	32-20 WCF #90751	1	\$22
Lee set	38/357 #90964	1	\$35
Lee	Universal Exp #90798	1	\$7
Lee	22 Hornet Crip #90829	1	\$7
RCBS set	222 Rem #10901	1	\$22
RCBS set	223 Rem #11101	1	\$22
RCBS	223 Rem FL Sizer	1	\$22
RCBS set	25-20 WCF #11801	1	\$22
Lee set	25-20 WCF #90750	1	\$22
RCBS set	22 K-Hornet + Neck-sizing die	1	\$40
(a) With micrometer adjustor \$43			

Classified Ads

For Sale: Muzzle Loading Firearms

Thompson Center Seneca Rifle 45 cal. "AS NEW" condition, test fired only once. This is NOT a kit gun. Extra related items included. - \$575

CVA Pocket Pistol 31 cal. "NEW" never fired - \$195

Additional black powder/muzzle loading "gear" available separately. All purchases F-T-F at RBGC

Contact Ron email: RFDAHL45@gmail.com

ph: 770-928-7820



For Sale: Rifle and Pistol Scopes

Pistol			
Mfr	Pwr	p/n-description	Sell
Simmons	2-6x32	822009, Korea (qty 2)	\$75ea
Simmons	4x32	7738, Korea (qty 5)	\$45ea
Nikon	2x20	8483-Encore, Philippines	\$100
Nikon	2.5-8x28	8481-Encore, Philippines	\$150
Weaver	4x28	849425, Japan, gloss	\$125
NcStar	2-7x32	(qty 2)	\$40ea
Browning	1X	Red Dot	\$35
Rifle			
Leuplod	3-9x33	Compact gloss, USA	\$250
Weaver	4x28	849430, Japan	\$90
Weaver	6.5-20x44 A/O	849552, Philippines	\$100
Weaver	2-10x38	849405, Classic V-Japan	\$120
Mueller	4.5-14x40	MAPV451440, China	\$80
Tasco	4-16x40	DWC416x40, China	\$50
Nikon	2-7x32 P22	BRA40806, Philippines	\$160

All scopes in excellent condition. Most in original box w/original paperwork some appear to have never been used. All purchases F-T-F at RBGC

Contact Ron email: RFDAHL45@gmail.com

ph: 770-928-7820



Classified Ads

For Sale:

Bullets			
Mfr	Type/WT	Qty	Price
25 Cal (.257/.258)			
		All for \$100	
Speer #1241	HCSP/87g	80	\$10
Meister	RNFP Lead, Hard Cast/85g	450	\$40
Sierra #1600	HP/75g	173	\$25
Sierra #1610	Sptzr/87g	75	\$15
Sierra (bulk)	GKHP/90g	145	\$20
.38 Cal (.357/.358)			
Berry #95022	FP (platted)/125g	90	\$5
.22 Cal (.224)			
Nosler #53335	HPBT Custom Comp/52g	160	\$24
Pistol Brass			
Mfr	Cartridge	Qty	Price
Starlite (new)	.357 Mag	80	\$10
Starlite (1 loading)	.357 Mag	50	\$6
Winchester (used)	38 Special	182	\$12
Starlite (new)	38 Special +P	227	\$30
Mixed (used)	38 Special	150	\$10
Rifle Brass			
Rem (used)	.222 Rem	50	\$7
Hornady (used)	.222 Rem	50	\$7
Lapua (new)	.223 Rem	18	\$9
Remington (used)	.223 Rem	239	\$27
Mixed/Mil	.223 Rem/5.56	76	\$6

Reloading dies are available separately. All purchases F-T-F at RBGC.

Contact Ron email: RFDAHL45@gmail.com
ph: 770-928-7820

Ammo (Handloads)				
Bullet	Brass	Qty	Powder	Price
.222 Rem				
Sierra MK/53g	Rem	50	Benchmark/23g	\$18
Sierra BlitzK/50g	Lapua Match	40 + (10)	IMR4227/16g	\$18
Hornady Vmax/50g	Lapua Match	50	IMR4227/16g	\$18
Sierra/Hrndy/50g	Rem	36 + (14)	Benchmark/23g	\$15
(#) = spent cases		All for \$60		
.223 Rem				
Sierra/63g	Lapua Match	25 + (25)	Varget/25g	\$10
22 K-Hornet				
Various 30g-45g	Win & R-P	220	H110 & W296	\$50
Includes (95) spent cases. All loads fully documented				
25-20 WCF				
Speer/75g	R-P	45 + (5)		\$15
Factory Brass (used)	R-P	40		\$8
Reformed Brass (used)	Starline	50		\$9
7mm-08 Rem				
Midway/150 1st loading	Hornady	20	CFE223-40g	\$15
PPU/140g factory	PPU	20	Factory Ammo	\$22

Classified Ads

Firearm Consignments Sales and Services

We consign and sell firearms so you don't have to go through the hassle of selling, dealing with buyers and shipping.

We can consign one gun, several guns, a collection or even firearms that may part of an estate. Time to sell some of those "safe queens" that have been taking up room in your safe for years? We can consign your inventory and use our established dealer networks to get top dollar, so you can finally buy that special firearm you've been wanting or just for extra cash. We are active members of RBGC and specialize in no-hassle turn-key firearms consignments for our clients. We believe in the "Big Easy Button." We both hold FFLs, and between us we cover North Georgia from Atlanta to the Tennessee border. No consignment sale is too small or too large. For large consignment firearm sales, we will travel anywhere in GA or adjacent states and pick up large groups of firearms. If you refer us to a consignment of over 100 firearms, which we accept, we offer a \$500 finder's fee, so please keep us in mind if you know of any.

We have sold well over 500 firearms for our clients in the last three years.

Please contact us and we will be happy to discuss the process for selling your firearms.

Wallace Barron 678-571-8936 Cell

Wallace@CustomPrecisionLLC.com

C&B Custom Precision LLC.

An FFL located in Roswell covering Atlanta and the suburbs of Central Georgia.

Larry White 770-715-7979 Cell

lwhite@FortisFirearms.com

Fortis Firearms LLC.

An FFL located in Blue Ridge and covering North Georgia.

For Sale Les Baer Custom, 1911, .45 ACP, Package

Les Baer Custom, Inc., 1911, Premier II, 5", .45 ACP, Blue, with 1-1/2 inch guarantee and tactical package. This beautiful 1911 from Baer is like new with 100% blue and has had around 400 rounds total fired. The Baer certification is attached with their 1.5" group at 50 yards guarantee and it shoots fantastic. The tactical package includes rounded edges of the pistol for snag-free effect. The pistol includes the Les Baer low mount adjustable rear sight and is a very comfortable handling gun. This hand built gun was bought new by me in 2014 and has spent almost all of its life in a climate controlled safe.

Package includes 5 Wilson Combat Elite Tactical 8 round magazines with ETM base pads and 2 original Les Baer magazines. Also included is a Hogue 1911 rubber grip with finger grooves, a custom made lined OSW saddle style holster by Andrews Holsters of St. Augustine, FL, as well as 2 Galco shoulder holsters for 1911, one vertical and one horizontal, both with magazine holders. Also included is 200 rounds of Federal American Eagle 230 grain FMJ, as well as 900 rounds of 230 grain jacketed hollow point ammunition.

Package price is \$2,200 firm, cash.

If interested contact Gil Dean email at gilldee@yahoo.com

We can share phone numbers and meet at the RBGC.



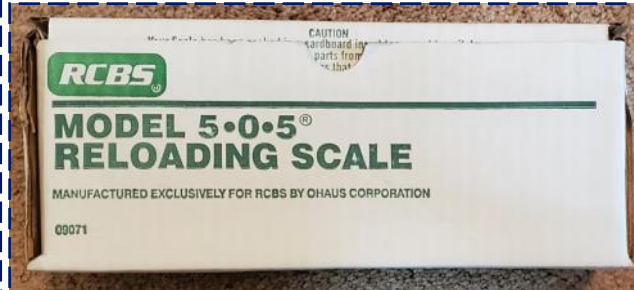
Classified Ads

For Sale

Cash or Zelle - Contact Wallace Barron at Wallace@CustomPrecisionLLC.com and state your full name and what you want. First come first served. *Email me for more pictures of anything listed.*



\$69 and No Tax
RCBS Uniflow Powder Measure
New and unused in the box



\$69 and No Tax
RCBS 505 Scale
New and unused in the box

6mm ARC Items. All are New in the Box and Unused

- RCBS 6mm ARC Dies and 6mm ARC Shell Holder **\$35**
- Wilson 6mm ARC Case Gauge **\$25**
- Sinclair Carbide Mandrel Expander for 6mm/243 **\$29**
 - Note: this fits into a Sinclair Mandrel die not included
- 3 new unused AR Stoner 6 mm ARC 15 round SS mags available for **\$10 ea.**



PIETRO BERETTA TRAP SPECIAL 12 GA (#KB1)

\$995

PIETRO BERETTA TRAP-SPECIAL 12 ga. Single Shot Shotgun. Excellent Condition. 32" Barrel. Shiny Bore, Tight Action which makes for an Extremely Nice Trap Gun! Wide Machined Ventilated Rib with Silver Bead Front Sight and Silver Mid Bead. This Trap Special is Chambered for 2 3/4 Shells with a Full Choke. Receiver is Heavily Engraved, Oversized Barrel Break Lever and Gold Trigger. The Wood is Exquisite with Fine Checkering, the Forearm is a Broadway Design and Heavily Checkered. SN: D153783 Italy. Condition: 95% Barrels with deep bluing consistent throughout. The receiver shows little wear, and the wood furniture is in excellent condition with no apparent scratches or blemishes (see photos for additional detail). This is a nice tight gun!



Classified Ads

For Sale

Cash or Zelle - Contact Wallace Barron at Wallace@CustomPrecisionLLC.com and state your full name and what you want.

First come first served. *Email me for more pictures of anything listed.*

Factory Ammo. All new and no reloads. All come in Military Ammo Boxes (Canisters)

Canister 1, \$238:

Winchester Ranger RA40T in Ammo box

- 40 S&W, 180 grain
- 10 boxes, 500 rounds



Canister 2, \$199: in Ammo Can (not shown)

Remington Express Buckshot

- 12 gauge 2 ¾ length, 3 ¾ 00BK 9 pellets
- 10 boxes, 150 rounds

Winchester Super X Rifled Slug HP

- 12 gauge 2 ¾ inches, 1600 velocity, 1 oz
- 2 boxes, 30 rounds

Remington Express Magnum Buckshot

- 12 gauge 3 inch, 1225 velocity 15 pellets 00BK
- 1 box, 15 rounds



Canister 3, \$125: in Ammo Can

Estate Buckshot

- 12 gauge 2 ¾ inches, 9 pellets 00BK
- 6 boxes, 150 rounds

Estate Buckshot

- 12 gauge, 00BK
- 11 boxes, 55 rounds



Canister 4, \$175: in Ammo Can

Olin Corp, military grade


- 12 gauge, 00BK
- 25 boxes, 125 rounds

Olin Corp, military grade

- 12 gauge, 9 pellets, 00BK
- 1 box, 25 rounds

Federal LE133

- 12 gauge, 2 ¾ inch, 00BK
- 10 boxes, 50 rounds



Classified Ads

For Sale

Cash or Zelle - Contact Wallace Barron at Wallace@CustomPrecisionLLC.com and state your full name and what you want. First come first served. *Email me for more pictures of anything listed.*

Remington 870 Tactical 12 Ga Pump Action Shotgun Black (MS-2WB) \$275

The Remington Model 870 is a pump-action shotgun manufactured by Remington Arms Company, LLC. It is widely used by the public for shooting sports, hunting and self-defense, as well as by law enforcement and military organizations worldwide. The receiver is milled from a solid billet of steel for maximum strength and reliability. Silk-smooth twin action bars prevent binding and twisting for maximum strength and reliability. It has an enhanced Collapsible stock which easily enables changes in LOP. 5 shots total down the tube to confirm functionality.

As you can see in the photos, this gun is in excellent condition and shows a few slight handling marks and no wear or rust. It has need a safe queen virtually all of its life. This would be a perfect choice for home defense.

Manufacturer: Remington
Model: Remington 870 Tactical
Caliber: 12ga
Choke: Fixed Cyl
Capacity: six 2 3/4" or five 3" shells
Finish: Black
Barrel Length: 18-1/2"
Optics/Sights: Fixed front bead
Stock/Grips: Black Composite
Overall Length: with stock collapsed 37"
Action: Pump
Markings: Standard



G19 Gen5 FS - The next generation JB-3 \$399

The GLOCK 19 Gen5 pistol in 9mm Luger is ideal for a more versatile role due to its reduced dimensions. The new frame design without finger grooves still allows to instantly customize its grip to accommodate any hand size by mounting the different back straps. The reversible magazine catch and ambidextrous slide stop lever make it ideal for left and right-handed shooters. The rifling and the crown of the barrel were slightly modified for increased precision. Comes with factory case and paperwork

1	Length (Overall)**	185 mm 7.28 inch
2	Slide Length	174 mm 6.85 inch
3	Width (Overall)	34 mm 1.34 inch
4	Slide Width	25,5 mm 1.00 inch
5	Height incl. Mag.	128 mm 5.04 inch
6	Line of Sight (Polymer)	153 mm 6.02 inch
	Line of Sight (Steel)	152 mm 5.98 inch
	Line of Sight (GNS)	151 mm 5.94 inch
7	Trigger Distance**	70 mm 2.76 inch



Classified Ads

For Sale

Cash or Zelle - Contact Wallace Barron at Wallace@CustomPrecisionLLC.com and state your full name and what you want. First come first served. *Email me for more pictures of anything listed.*

Ruger Precision Rifle in 6.8 CM (JR-1WB) Used \$999

Ruger is one of the nation's leading manufacturers of rugged, reliable firearms for the commercial sporting market. With products made in America. Ruger offers a firearm to meet every shooter's needs. When you're in need of a long-range tactical shooting rifle made for precision and accuracy then this firearm is a great choice. This Ruger Precision Rifle is loaded with many great features and is chambered in 6.5 Creedmoor. This model features a Short-action M-LOK handguard that increases scope clearance. The Ruger Precision MSR stock with QD attachment points and bottom Picatinny rail and soft rubber butt pad. This rifle also comes with a billet-aluminum bolt shroud, and a cold-hammer-forged 4140 Chromoly steel barrel. This Ruger Precision Rifle puts more expensive rifles to shame. Every part of this rifle was precisely engineered making it one of the most accurate rifles on the market today. It comes with the following upgrades. As can be seen in the pictures, the original parts are also included.

UPGRADES:

- Timney Trigger
- Anarchy Outdoors Bolt Shroud, Bolt handle, Tactical Knob and extended Mag Release.
- Aftermarket Firing Pin and shroud retainer
- AD Arms Billet Rifle Cocking Piece
- Magpul PRS-Lite folding stock
- Magpul Grip
- Ambidextrous Safety

SPECIFICATIONS:

- **Action:** Bolt
- **Barrel:** Cold Hammer Forged
- **Barrel Length:** 24" Threaded
- **Twist:** 1:8 RH
- **Caliber:** 6.5 Creedmoor
- **Capacity:** 10 Round



Smith and Wesson Model 469 9mm, used JB-4 \$300

The Model 469 is an early model in S&W's 59 series envisioned as pistols that could be easily concealed, but with sufficient firepower to work as service weapons as well. It is a traditional DA/SA 9mm pistol with a 3.5-inch barrel, equipped with a slide mounted safety/decocker.

Magazine capacity is 12 rounds. It comes with 3 magazines.



Classified Ads

For Sale: Reloading Supplies, .45 ACP

For sale reloading supplies for .45 ACP. All supplies have been stored in climate controlled conditions.

BRASS: Package price \$500

New, Starline, large primer, qty 2,100

New, R-P, large primer, qty 200

Once Fired, Federal, large primer, cleaned, purchased from Diamond K, LLC, qty 2,000

Once Fired, Mixed headstamp, large primer, qty 1,600

BULLETS: Package price \$450

Hornady, 230 gr. XTP, #45160, qty 170

Hornady, 200 gr. XTP, #45140, qty 100

Hornady, 230 gr. HAP (Hornady Action Pistol), #45161, qty 1,150

Hornady, 185 gr. XTP, #45100, qty 100

RMR Bullets, 230 gr. FMJ Rocky Mountain Reloading Bullets, qty 2,000

Oregon Trails, 230 gr RN cast, LaserCast, qty 400

Oregon Trails, 200 gr SWC cast, LaserCast, qty 500

Missouri Bullets, 200 gr SWC hard cast, coated, qty 500

PRIMERS: Package price \$600

CCI Large Pistol Primers, #CCI 300, qty 4,000

Winchester Large Pistol Primers, #WLP, qty 3,000

Total package of Brass, Bullets and Primers for \$1,400. You can load for years with this and I'll throw in a set of Hornady Custom Grade 3-die .45 ACP reloading dies.

Prices are firm and all sales are cash.

If interested contact Gil Dean email at gilldee@yahoo.com

We can share phone numbers and meet at the RBGC.

For Sale 300 Remington Ultra Magnum

custom built by Jack Bennett, Georgia's top gun maker. 27 ½ inch barrel with muzzle brake, Kelvar stock, 700LH (Left Handed) action. Swarovski 4 x 16 x 40 mm scope with DTS lines. 7 boxes 180 grain bullets, 3268 FPS with Jack's custom ammo. ½ MOA, fired about 150 rounds. Airline safe case included. Used on six sheep hunts and I'm getting too old for the high mountains.

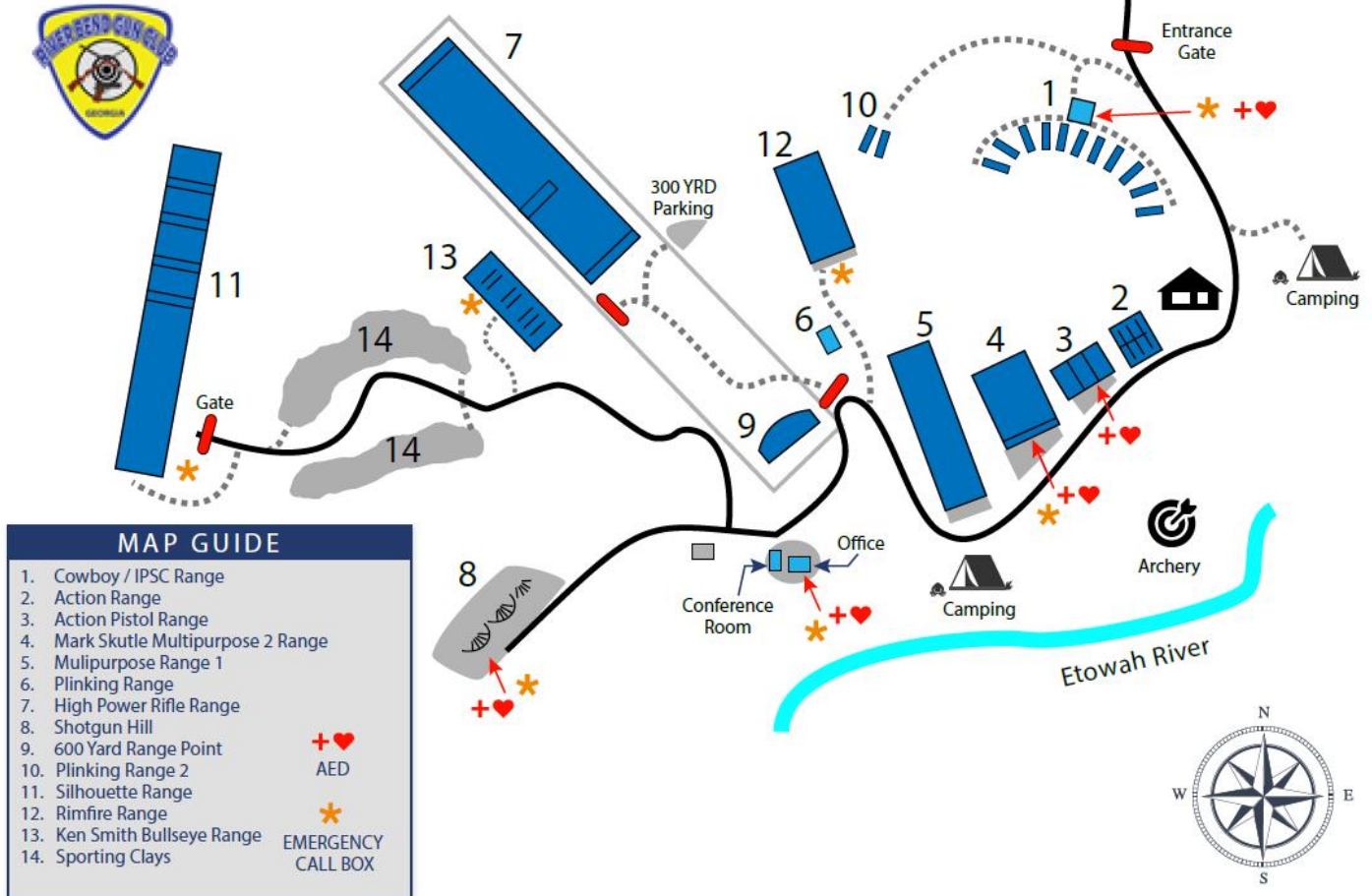
Cost new 9,500+-, take \$4,200. Rex Baker, sheephuntr@aol.com, 404-626-3300

Please submit classified ads to newsletter@rbgc.org no later than the 28th of the month.

Ads appear for two issues unless additional time is requested.

River Bend Gun Club Road, Dawsonville, GA

GPS Coordinates: N34 20.198 W084 14.819



Shotgun Hill Hours:

OPEN Thursday - Sunday 10am - 6pm last round must begin prior to 5:30 pm

CLOSED Monday - Wednesday

Club Hours:

Club hours are from sunrise to sunset (specific times for specific dates are listed on the RBGC and other weather sites) on all ranges except the shotgun ranges, which are open late on certain days of the week, light and weather permitting (check the website for scheduled days and hours of operation). Evening shooting (until 9:00 p.m.) will be scheduled periodically on the lighted field. Check the website or contact the shotgun Manager for current schedules.

Newsletter Information:

When submitting articles, please remember to include a couple of pictures if possible.

Email to newsletter@rbgc.org **Deadline is the 28th of the Month.**

Copyright © 2023, River Bend Gun Club, all rights reserved.